

**Pirelli Indonesian Round, 11-13 November 2022**  
**Results Race 2**

Laps 13 = 56,250 Km - Time of Race 21'03.745 - Avg. 160,238 km/h

1 / 2

Pos	Grid	No. Rider	Nat	Team	Bike	LL	Int.	Gap	Rel.	Fastest Lap	Speed	Qualifying	Speed
1	3	<b>77 D. AEGERTER</b>	SUI	Ten Kate Racing Yamaha	Yamaha YZF R6	13	SPD			1'35.765	250,0	1'36.124	247,7
2	12	<b>62 S. MANZI</b>	ITA	Dynavolt Triumph	Triumph Street Triple RS	13	SPD	<b>0.470</b>	0.470	1'35.822	254,1	1'36.873	248,8
3	2	<b>61 C. ONCU</b>	TUR	Kawasaki Puccetti Racing	Kawasaki ZX-6R	13	SPD	<b>4.461</b>	3.991	1'36.164	249,4	1'36.000	247,7
4	7	<b>3 R. DE ROSA</b>	ITA	Orelac Racing Verdnatura WorldSSP	Ducati Panigale V2	13	SPD	<b>7.838</b>	3.377	1'36.401	251,2	1'36.446	247,7
5	6	<b>55 Y. MONTELLA</b>	ITA	Kawasaki Puccetti Racing	Kawasaki ZX-6R	13	FL	<b>1 Sector</b>	1 Sector	1'36.578	250,0	1'36.263	248,3
6	4	<b>11 N. BULEGA</b>	ITA	Aruba.it Racing WorldSSP Team	Ducati Panigale V2	13	FL	<b>1 Sector</b>	0.082	1'36.469	250,6	1'36.183	251,2
7	5	<b>64 F. CARICASULO</b>	ITA	Althea Racing	Ducati Panigale V2	13	FL	<b>1 Sector</b>	0.269	1'36.377	254,7	1'36.231	251,2
8	10	<b>38 H. SOOMER</b>	EST	Dynavolt Triumph	Triumph Street Triple RS	13	FL	<b>1 Sector</b>	0.503	1'36.566	250,6	1'36.650	249,4
9	8	<b>7 L. BALDASSARRI</b>	ITA	Evan Bros.WorldSSP Yamaha Team	Yamaha YZF R6	13	FL	<b>1 Sector</b>	1.627	1'36.534	251,7	1'36.534	248,3
10	9	<b>16 J. CLUZEL</b>	FRA	GMT94 Yamaha	Yamaha YZF R6	13	FL	<b>1 Sector</b>	0.461	1'36.727	250,0	1'36.575	246,0
11	11	<b>69 T. BOOTH-AMOS</b>	GBR	Motozoo Racing by Puccetti	Kawasaki ZX-6R	13	FL	<b>1 Sector</b>	2.153	1'36.779	247,1	1'36.730	245,5
12	13	<b>99 A. HUERTAS</b>	ESP	MTM Kawasaki	Kawasaki ZX-6R	12	I3.2	<b>1 Lap</b>	1 Lap	1'37.155	250,6	1'37.057	249,4
13	16	<b>94 A. VERDOIA</b>	FRA	GMT94 Yamaha	Yamaha YZF R6	12	I3.2	<b>1 Lap</b>	2.059	1'36.924	250,0	1'37.335	246,6
14	18	<b>32 O. BAYLISS</b>	AUS	BARNI Spark Racing Team	Ducati Panigale V2	12	I3.1	<b>1 Lap</b>	1 Sector	1'37.139	248,8	1'37.764	246,6
15	15	<b>9 S. JESPERSEN</b>	DEN	Kallio Racing	Yamaha YZF R6	12	I3.1	<b>1 Lap</b>	4.119	1'37.422	249,4	1'37.305	247,7
16	14	<b>28 G. VAN STRAALEN</b>	NED	EAB Racing Team	Yamaha YZF R6	12	I3.1	<b>1 Lap</b>	0.297	1'37.730	246,6	1'37.174	246,0
17	21	<b>91 L. BERNARDI</b>	SMR	CM Racing	Ducati Panigale V2	12	I3	<b>1 Lap</b>	1 Sector	1'38.015	244,9	1'38.313	245,5
18	19	<b>24 L. TACCINI</b>	ITA	Ten Kate Racing Yamaha	Yamaha YZF R6	12	I3	<b>1 Lap</b>	0.595	1'37.921	248,8	1'38.062	248,3
19	23	<b>25 M. BRENNER</b>	SUI	VFT Racing	Yamaha YZF R6	12	I3	<b>1 Lap</b>	4.249	1'38.087	243,8		241,1
20	20	<b>10 U. ORRADRE</b>	ESP	MS Racing Yamaha WorldSSP	Yamaha YZF R6	12	I3	<b>1 Lap</b>	3.377	1'39.027	247,1	1'38.177	246,6
21	22	<b>50 O. VOSTATEK</b>	CZE	MS Racing Yamaha WorldSSP	Yamaha YZF R6	12	I2.1	<b>1 Lap</b>	1 Sector	1'39.935	242,7	1'38.992	242,7
22	17	<b>56 P. SEBESTYEN</b>	HUN	Evan Bros.WorldSSP Yamaha Team	Yamaha YZF R6	9	I1	<b>4 Laps</b>	3 Laps	1'37.194	252,3	1'37.417	247,7

**Not Classified**

RET	1	<b>66 N. TUULI</b>	FIN	MV Agusta Reparto Corse	MV Agusta F3 800 RR	12				1'35.839	248,8	1'35.947	248,3
-----	---	--------------------	-----	-------------------------	---------------------	----	--	--	--	----------	-------	----------	-------

AIR	Humidity:	54%	Temp:	36°C
TRACK	Condition:	Dry	Temp:	59°C

Records	Pole [SP]	2022	N.Tuuli	1'35.947	161,339 Km/h
	Race [RC1]	2022	C.Oncu	1'36.303	160,743 Km/h
	All Times [WUP]	2022	C.Oncu	1'35.885	161,443 Km/h
Race Fastest Lap	[New Record]	Lap 13	D.Aegerter	1'35.765	161,646 Km/h

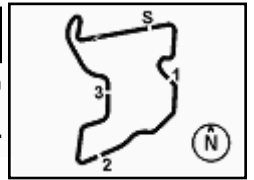
LAP LEADERS				
No. Rider	From	To	Laps	Total
<b>61 C. ONCU</b>	1	6	6	6
<b>66 N. TUULI</b>	7	7	1	1
<b>77 D. AEGERTER</b>	8	13	6	6

TOTAL LEADER LAPS			
No. Rider	Laps		
<b>7 L. BALDASSARRI</b>	96	<b>62 S. MANZI</b>	8
<b>77 D. AEGERTER</b>	84	<b>16 J. CLUZEL</b>	1
<b>11 N. BULEGA</b>	45	<b>55 Y. MONTELLA</b>	1
<b>61 C. ONCU</b>	42		
<b>64 F. CARICASULO</b>	34		
<b>3 R. DE ROSA</b>	21		
<b>66 N. TUULI</b>	17		
<b>28 G. VAN STRAALEN</b>	9		

Start 13/11/2022 12:00 End 12:26 The results are provisional until the end of the time limit for protests and appeals and the completion of the technical checks.

These data/results cannot be reproduced, stored and/or transmitted in whole or in part by any manner of electronic, mechanical, photocopying, recording, broadcasting or otherwise now known or herein after developed without the previous express consent by the copyright owner, except for reproduction in daily press and regular printed publications on sale to the public within 60 days of the event related to those data/results and always provided that copyright symbol appears together as follows below.

© DORNA WSBK ORGANIZATION Srl 2022



**Pirelli Indonesian Round, 11-13 November 2022**  
**Results Race 2**

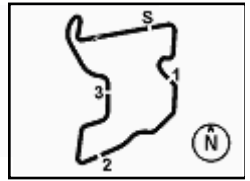
**Race Highlights**

Time	No. Rider	Description
11.58.01		Warm-up Lap Start
12.00.36		Start
12.03.17		No Jump Start
12.05.29	<b>7 L. BALDASSARRI</b>	On Asphalt - Re-Joined - Turn 16
12.08.48	<b>56 P. SEBESTYEN</b>	Technical Problem
12.09.13	<b>56 P. SEBESTYEN</b>	Entered Pits
12.14.36	<b>56 P. SEBESTYEN</b>	Exited Pits
12.20.07		2/3 of Race Distance Completed
12.20.30	<b>66 N. TUULI</b>	Crashed - Turn 1
12.21.41	<b>66 N. TUULI</b>	Not Actively Competing
12.21.46		RED FLAG
12.24.32		Podium Confirmed
12.26.47		End Of Session

13/11/2022      Start      End      The results are provisional until the end of the time limit for protests and appeals and the completion of the technical checks.

These data/results cannot be reproduced, stored and/or transmitted in whole or in part by any manner of electronic, mechanical, photocopying, recording, broadcasting or otherwise now known or herein after developed without the previous express consent by the copyright owner, except for reproduction in daily press and regular printed publications on sale to the public within 60 days of the event related to those data/results and always provided that copyright symbol appears together as follows below.

© DORNA WSBK ORGANIZATION Srl 2022



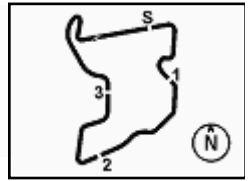
**Pirelli Indonesian Round, 11-13 November 2022**  
**Championship Standings**

Pertamina Mandalika Circuit 4.300 m

Points	Points From First	Points From Previous	April 10		April 24		May 22		June 12		July 17		July 31		September 11		September 25		October 9		October 23		November 13		November 20	
			ARAGON	ASSEN	ESTORIL	MISANO	DONINGTON	MOST	MAGNY-COURS	BARCELONA	PORTIMAO	VILLICUM	MANDALIKA	PHILLIP ISLAND												
<b>1</b> <b>AEGERTER</b> Dominique (SUI)	<b>462</b>		20	25	25	25	25	25	25	25	25	25	16	25	25	25	13	25	25	25	13	25				
<b>2</b> <b>BALDASSARRI</b> Lorenzo (ITA)	<b>359</b>	103	25	20	20	20	16	20	20	20	20	20	25	25	25	11	20	13	20	9	7	16				7
<b>3</b> <b>ONCU</b> Can (TUR)	<b>248</b>	214	111	16		16	13	11	13	11	11	8		13	13	10	16	20	7	16	13	9	16	16		
<b>4</b> <b>BULEGA</b> Nicolo (ITA)	<b>210</b>	252	38	11	16	16	13	16	16	16	16	16	7	20	5	16	2	1	6	5	8	10	10			
<b>5</b> <b>MANZI</b> Stefano (ITA)	<b>207</b>	255	3	9	8	10			11	13	10	11	20	16	9		16	25	9	11	9	20				
<b>6</b> <b>CARICASULO</b> Federico (ITA)	<b>191</b>	271	16	8	4	11	11		10		13		10		7	13	10	16	13	16	20	20	9			
<b>7</b> <b>TUULI</b> Niki (FIN)	<b>152</b>	310	39	10	11	10	9						10	6	10	5	10	11	11	11	13	25				
<b>8</b> <b>MONTELLA</b> Yari (ITA)	<b>136</b>	326	16	9	4	7	10	13	10	9	13				11	6	3	8	3	8		11	11			
<b>9</b> <b>DE ROSA</b> Raffaele (ITA)	<b>127</b>	335	9	7	7	1			6	16	10				4	2	4	10	20	20		7	13			
<b>10</b> <b>CLUZEL</b> Jules (FRA)	<b>127</b>	335	0	10	13			9	7						6	20	8	1	9	10	10	10	8	6		
<b>11</b> <b>VAN STRAALEN</b> Glenn (NED)	<b>111</b>	351	16	13	13	20		9	8				11	1	20		7		4			5				
<b>12</b> <b>HUERTAS</b> Adrian (ESP)	<b>110</b>	352	1	7	5	5	8	9	6	1		9	8	9	8	4	9	6			6	6	4			
<b>13</b> <b>SOOMER</b> Hannes (EST)	<b>94</b>	368	16	5	6	9	11		4	5	4	9		7	1		3	8	8	6		8				
<b>14</b> <b>SOFUOGLU</b> Bahattin (TUR)	<b>72</b>	390	22	4	2	1	6	2				1	9	11			11	9	5	11						
<b>15</b> <b>VERDOIA</b> Andy (FRA)	<b>59</b>	403	13	1			7		3	5	8	7		4		3	2		5		7	4	3			
<b>16</b> <b>BAYLISS</b> Oliver (AUS)	<b>53</b>	409	6		2	5	4	10				5	3	3	7	8	1			1		2	2			
<b>17</b> <b>DEBISE</b> Valentin (FRA)	<b>43</b>	419	10										13	8	9	13										
<b>18</b> <b>SMITH</b> Kyle (GBR)	<b>35</b>	427	8		8	5	20				2															
<b>19</b> <b>TACCINI</b> Leonardo (ITA)	<b>35</b>	427	0		6	3	2		2		3	1		3	2		5	7				1				
<b>20</b> <b>SEBESTYEN</b> Peter (HUN)	<b>34</b>	428	1	2				3	4	2			2	5	3				2		4	4	3			
<b>21</b> <b>BRENNER</b> Marcel (SUI)	<b>32</b>	430	2			4	1		7	3	6			2			5	3				1				
<b>22</b> <b>JESPERSEN</b> Simon (DEN)	<b>31</b>	431	1				3				7	6					6	4		4			1			
<b>23</b> <b>CASADEI</b> Mattia (ITA)	<b>25</b>	437	6						8	8	4	5														
<b>24</b> <b>VINALES</b> Isaac (ESP)	<b>22</b>	440	3								2	6			1				6	7						
<b>25</b> <b>HOBELSBERGER</b> Patrick (GER)	<b>21</b>	441	1	6	3	8						4														

13/11/2022 First Line: Championship Standings - Second Line: Ranking Progression  
 These data/results cannot be reproduced, stored and/or transmitted in whole or in part by any manner of electronic, mechanical, photocopying, recording, broadcasting or otherwise now known or herein after developed without the previous express consent by the copyright owner, except for reproduction in daily press and regular printed publications on sale to the public within 60 days of the event related to those data/results and always provided that copyright symbol appears together as follows below.  
 © DORNA WSBK ORGANIZATION Srl 2022





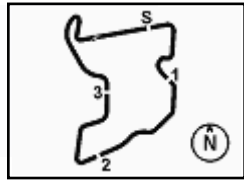
**Pirelli Indonesian Round, 11-13 November 2022  
Championship Standings**

Pertamina Mandalika Circuit 4.300 m

	Points	Points From First	Points From Previous	April 10 <b>ARAGON</b>	April 24 <b>ASSEN</b>	May 22 <b>ESTORIL</b>	June 12 <b>MISANO</b>	July 17 <b>DONINGTON</b>	July 31 <b>MOST</b>	September 11 <b>MAGNY-COURS</b>	September 25 <b>BARCELONA</b>	October 9 <b>PORTIMAO</b>	October 23 <b>VILLICUM</b>	November 13 <b>MANDALIKA</b>	November 20 <b>PHILLIP ISLAND</b>								
26 <b>BOOTH-AMOS</b> Thomas (GBR)	<b>21</b>	441	0	<b>3</b> 13	<b>1</b> 16	17	20	23	26	27	27	28	28	<b>1</b> 30	<b>30</b> 30	30	30	<b>3</b> 29	<b>3</b> 28	<b>5</b> 27	<b>5</b> 25		
27 <b>VOSTATEK</b> Ondrej (CZE)	<b>20</b>	442	1			<b>6</b> 20	<b>6</b> 18	19	22	22	23	<b>5</b> 21	24	24	24	25	25	25	26	<b>1</b> 26	<b>2</b> 26	26	27
28 <b>ODENDAAL</b> Steven (RSA)	<b>16</b>	446	4							<b>16</b> 23	25	25	25	26	26	26	27	27	27	27	27	28	
29 <b>ORRADRE</b> Unai (ESP)	<b>9</b>	453	7	<b>3</b> 18	<b>2</b> 19	21	22	25	25	26	25	<b>4</b> 27	27	27	27	27	27	28	28	28	29	29	
30 <b>EDWARDS</b> Tom (AUS)	<b>7</b>	455	2			<b>7</b> 21	24	24	25	26	29	29	29	29	29	29	29	30	30	30	30	30	
31 <b>OTTAVIANI</b> Luca (ITA)	<b>5</b>	457	2			<b>5</b> 22	25	25	26	27	30	30	30	30	30	30	30	31	31	31	31	31	
32 <b>SMITH</b> Bradley (GBR)	<b>2</b>	460	3											<b>2</b> 32	32	32	32	32	32	32	32	32	
33 <b>KOFLER</b> Maximilian (AUT)	<b>2</b>	460	0										<b>2</b> 32	32	32	32	32	32	32	32	32	32	
34 <b>SPINELLI</b> Nicholas (ITA)	<b>1</b>	461	1				<b>1</b> 29	29	29	30	32	32	32	32	32	32	33	34	34	34	34	34	
35 <b>CURRIE</b> Benjamin (AUS)	<b>1</b>	461	0			<b>1</b> 28	29	29	29	30	32	32	32	32	32	32	33	34	34	34	34	34	

13/11/2022 First Line: Championship Standings - Second Line: Ranking Progression  
 These data/results cannot be reproduced, stored and/or transmitted in whole or in part by any manner of electronic, mechanical, photocopying, recording, broadcasting or otherwise now known or herein after developed without the previous express consent by the copyright owner, except for reproduction in daily press and regular printed publications on sale to the public within 60 days of the event related to those data/results and always provided that copyright symbol appears together as follows below.  
 © DORNA WSBK ORGANIZATION Srl 2022



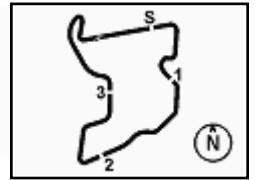


**Pirelli Indonesian Round, 11-13 November 2022  
Championship Standings**

Points	Points From First	Points From Previous	WorldSSP Challenge															
			April 10 ARAGON	April 24 ASSEN	May 22 ESTORIL	June 12 MISANO	July 17 DONINGTON	July 31 MOST	September 11 MAGNY-COURS	September 25 BARCELONA	October 9 PORTIMAO							
<b>1</b> SOFUOGLU Bahattin (TUR)	<b>72</b>		4 2 1 1	1 6 1 1	2 1 1	1 1 1 1	1 1 2 2	9 11 1 1	1 1 1 1	11 9 1 1	5 11 1 1							
<b>2</b> BRENNER Marcel (SUI)	<b>31</b> 41			4 1 2 2 2	7 3 2 1	6 3 1 1	2 2 2 2	2 2 2 2	2 2 2 2	5 3 2 2	3 2 2							
<b>3</b> VINALES Isaac (ESP)	<b>22</b> 50 9						2 6 4 4 4	1 4 4	1 4 4	6 7 4 3								
<b>4</b> ODENDAAL Steven (RSA)	<b>16</b> 56 6						16 3 3	3 3 3 3	3 3 3 3	4 4 3 4								
<b>5</b> JESPERSEN Simon (DEN)	<b>14</b> 58 2								6 4 5 4	4 4 5 5								
<b>6</b> BOOTH-AMOS Thomas (GBR)	<b>5</b> 67 9		3 1 2 2	2 2 3 3	3 3 3 3	3 3 3 3	1 5 5	5 5 5 5	6 6 6 6	6 6 6 6								
<b>7</b> SPINELLI Nicholas (ITA)	<b>1</b> 71 4				1 4 4	4 5 4 5	6 6 6 6	6 6 6 6	7 7 7 7	7 7 7 7								

13/11/2022 First Line: Championship Standings - Second Line: Ranking Progression  
 These data/results cannot be reproduced, stored and/or transmitted in whole or in part by any manner of electronic, mechanical, photocopying, recording, broadcasting or otherwise now known or herein after developed without the previous express consent by the copyright owner, except for reproduction in daily press and regular printed publications on sale to the public within 60 days of the event related to those data/results and always provided that copyright symbol appears together as follows below.  
 © DORNA WSBK ORGANIZATION Srl 2022





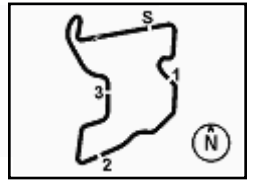
**Pirelli Indonesian Round, 11-13 November 2022**  
**Lap Chart Race 2**

	Lap												
	1	2	3	4	5	6	7	8	9	10	11	12	13
1	61	61	61	61	61	61	66	77	77	77	77	77	77
2	64	64	64	64	66	66	77	66	66	62	62	62	62
3	55	55	55	66	64	77	61	62	62	66	66	66	61
4	11	11	66	55	62	64	62	61	61	61	61	61	3
5	66	66	62	62	77	62	64	64	64	64	3	3	55
6	77	7	77	77	55	55	55	3	3	3	64	55	11
7	7	77	3	3	3	3	3	55	55	55	55	64	64
8	3	62	11	11	11	38	38	38	38	38	11	11	38
9	62	3	38	38	38	11	11	11	11	11	38	38	7
10	38	38	69	69	69	69	69	69	16	7	7	7	16
11	16	16	7	7	16	16	16	16	7	16	16	16	69
12	69	69	99	99	99	99	7	7	69	69	69	69	
13	99	99	9	9	7	7	99	99	99	99	99	99	
14	9	9	16	16	9	9	9	94	94	94	94	94	
15	56	56	56	56	94	94	94	9	32	32	32	32	
16	32	32	32	32	32	32	32	32	9	9	9	9	
17	91	94	94	94	28	28	28	28	28	28	28	28	
18	94	28	28	28	24	24	25	25	25	25	91	91	
19	28	91	91	91	25	25	24	91	91	91	24	24	
20	10	24	24	24	91	91	91	24	24	24	25	25	
21	25	25	25	25	10	10	10	10	10	10	10	10	
22	24	10	10	10	50	50	50	50	50	50	50	50	
23	50	50	50	50	56	56	56	56	56	56	56	56	

13/11/2022

These data/results cannot be reproduced, stored and/or transmitted in whole or in part by any manner of electronic, mechanical, photocopying, recording, broadcasting or otherwise now known or herein after developed without the previous express consent by the copyright owner, except for reproduction in daily press and regular printed publications on sale to the public within 60 days of the event related to those data/results and always provided that copyright symbol appears together as follows below.

© DORNA WSBK ORGANIZATION Srl 2022



**Pirelli Indonesian Round, 11-13 November 2022**  
**Lap Chart Race 2**

2 / 4

Lap 1		
1	61 C.Oncu	1'40.616
2	64 F.Caricasulo	0.593
3	55 Y.Montella	0.940
4	11 N.Bulega	1.269
5	66 N.Tuuli	1.473
6	77 D.Aegerter	1.640
7	7 L.Baldassarri	1.695
8	3 R.De Rosa	1.905
9	62 S.Manzi	1.984
10	38 H.Soomer	2.198
11	16 J.Cluzel	2.381
12	69 T.Booth-Amos	2.676
13	99 A.Huertas	2.850
14	9 S.Jespersen	3.199
15	56 P.Sebestyen	3.382
16	32 O.Bayliss	3.875
17	91 L.Bernardi	5.105
18	94 A.Verdoia	5.254
19	28 G.van Straalen	5.568
20	10 U.Orradre	7.200
21	25 M.Brenner	7.319
22	24 L.Taccini	7.351
23	50 O.Vostatek	8.034

Lap 4		
1	61 C.Oncu	6'30.852
2	64 F.Caricasulo	0.361
3	66 N.Tuuli	0.548
4	55 Y.Montella	0.847
5	62 S.Manzi	1.073
6	77 D.Aegerter	1.285
7	3 R.De Rosa	2.358
8	11 N.Bulega	2.862
9	38 H.Soomer	3.235
10	69 T.Booth-Amos	4.578
11	7 L.Baldassarri	5.003
12	99 A.Huertas	5.397
13	9 S.Jespersen	5.658
14	16 J.Cluzel	5.778
15	56 P.Sebestyen	6.420
16	32 O.Bayliss	8.924
17	94 A.Verdoia	9.050
18	28 G.van Straalen	10.089
19	91 L.Bernardi	11.376
20	24 L.Taccini	11.638
21	25 M.Brenner	12.321
22	10 U.Orradre	15.746
23	50 O.Vostatek	18.072

Lap 7		
1	66 N.Tuuli	11'20.811
2	77 D.Aegerter	0.183
3	61 C.Oncu	0.382
4	62 S.Manzi	0.547
5	64 F.Caricasulo	0.658
6	55 Y.Montella	1.385
7	3 R.De Rosa	1.733
8	38 H.Soomer	3.783
9	11 N.Bulega	4.022
10	69 T.Booth-Amos	5.504
11	16 J.Cluzel	7.386
12	7 L.Baldassarri	7.978
13	99 A.Huertas	8.500
14	9 S.Jespersen	10.774
15	94 A.Verdoia	11.081
16	32 O.Bayliss	11.732
17	28 G.van Straalen	14.041
18	25 M.Brenner	18.112
19	24 L.Taccini	18.642
20	91 L.Bernardi	20.635
21	10 U.Orradre	23.907
22	50 O.Vostatek	28.493
23	56 P.Sebestyen	

Lap 10		
1	77 D.Aegerter	16'09.710
2	62 S.Manzi	0.651
3	66 N.Tuuli	0.982
4	61 C.Oncu	1.206
5	64 F.Caricasulo	2.378
6	3 R.De Rosa	2.838
7	55 Y.Montella	3.342
8	38 H.Soomer	5.752
9	11 N.Bulega	6.036
10	7 L.Baldassarri	9.523
11	16 J.Cluzel	9.663
12	69 T.Booth-Amos	10.229
13	99 A.Huertas	12.086
14	A.Verdoia	14.918
15	32 O.Bayliss	16.396
16	9 S.Jespersen	18.341
17	28 G.van Straalen	21.690
18	25 M.Brenner	25.099
19	91 L.Bernardi	27.003
20	24 L.Taccini	27.724
21	10 U.Orradre	33.714
22	50 O.Vostatek	40.024

Lap 2		
1	61 C.Oncu	3'17.158
2	64 F.Caricasulo	0.428
3	55 Y.Montella	1.136
4	11 N.Bulega	1.657
5	66 N.Tuuli	1.789
6	7 L.Baldassarri	2.049
7	77 D.Aegerter	2.229
8	62 S.Manzi	2.316
9	3 R.De Rosa	2.585
10	38 H.Soomer	3.065
11	16 J.Cluzel	3.187
12	69 T.Booth-Amos	3.363
13	99 A.Huertas	3.653
14	9 S.Jespersen	4.079
15	56 P.Sebestyen	4.550
16	32 O.Bayliss	5.737
17	94 A.Verdoia	7.408
18	28 G.van Straalen	7.808
19	91 L.Bernardi	8.721
20	24 L.Taccini	9.089
21	25 M.Brenner	9.820
22	10 U.Orradre	10.121
23	50 O.Vostatek	11.523

Lap 5		
1	61 C.Oncu	8'07.599
2	66 N.Tuuli	0.397
3	64 F.Caricasulo	0.599
4	62 S.Manzi	0.799
5	77 D.Aegerter	0.974
6	55 Y.Montella	1.233
7	3 R.De Rosa	2.012
8	11 N.Bulega	2.792
9	38 H.Soomer	3.205
10	69 T.Booth-Amos	4.715
11	16 J.Cluzel	6.000
12	99 A.Huertas	6.356
13	7 L.Baldassarri	7.299
14	9 S.Jespersen	7.469
15	94 A.Verdoia	9.775
16	32 O.Bayliss	10.367
17	28 G.van Straalen	11.347
18	24 L.Taccini	13.927
19	25 M.Brenner	14.242
20	91 L.Bernardi	16.733
21	10 U.Orradre	18.714
22	50 O.Vostatek	21.374
23	56 P.Sebestyen	42.089

Lap 8		
1	77 D.Aegerter	12'57.654
2	66 N.Tuuli	0.289
3	62 S.Manzi	0.422
4	61 C.Oncu	0.603
5	64 F.Caricasulo	0.888
6	3 R.De Rosa	1.645
7	55 Y.Montella	1.884
8	38 H.Soomer	3.972
9	11 N.Bulega	4.260
10	69 T.Booth-Amos	6.859
11	16 J.Cluzel	7.433
12	7 L.Baldassarri	7.889
13	99 A.Huertas	9.451
14	94 A.Verdoia	12.660
15	9 S.Jespersen	12.867
16	32 O.Bayliss	12.989
17	28 G.van Straalen	16.786
18	25 M.Brenner	19.747
19	91 L.Bernardi	21.946
20	24 L.Taccini	22.631
21	10 U.Orradre	26.686
22	50 O.Vostatek	31.977
23	56 P.Sebestyen	

Lap 11		
1	77 D.Aegerter	17'45.966
2	62 S.Manzi	0.217
3	66 N.Tuuli	0.823
4	61 C.Oncu	1.275
5	3 R.De Rosa	4.097
6	64 F.Caricasulo	4.232
7	55 Y.Montella	4.527
8	11 N.Bulega	6.310
9	38 H.Soomer	6.594
10	7 L.Baldassarri	10.231
11	16 J.Cluzel	10.335
12	69 T.Booth-Amos	10.878
13	99 A.Huertas	12.985
14	94 A.Verdoia	15.586
15	32 O.Bayliss	17.920
16	9 S.Jespersen	20.917
17	28 G.van Straalen	23.500
18	91 L.Bernardi	29.948
19	24 L.Taccini	30.865
20	25 M.Brenner	31.245
21	10 U.Orradre	36.836
22	50 O.Vostatek	44.609

Lap 3		
1	61 C.Oncu	4'54.065
2	64 F.Caricasulo	0.352
3	55 Y.Montella	0.807
4	66 N.Tuuli	1.210
5	62 S.Manzi	2.006
6	77 D.Aegerter	2.297
7	3 R.De Rosa	2.683
8	11 N.Bulega	2.985
9	38 H.Soomer	3.456
10	69 T.Booth-Amos	3.567
11	7 L.Baldassarri	4.314
12	99 A.Huertas	4.464
13	9 S.Jespersen	4.805
14	16 J.Cluzel	5.710
15	56 P.Sebestyen	6.013
16	32 O.Bayliss	7.572
17	94 A.Verdoia	8.048
18	28 G.van Straalen	8.631
19	91 L.Bernardi	10.148
20	24 L.Taccini	10.504
21	25 M.Brenner	11.000
22	10 U.Orradre	12.649

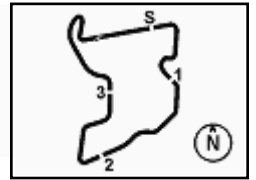
Lap 6		
1	61 C.Oncu	9'43.961
2	66 N.Tuuli	0.296
3	77 D.Aegerter	0.715
4	64 F.Caricasulo	0.856
5	62 S.Manzi	1.038
6	55 Y.Montella	1.466
7	3 R.De Rosa	2.108
8	38 H.Soomer	3.491
9	11 N.Bulega	4.403
10	69 T.Booth-Amos	5.575
11	16 J.Cluzel	7.036
12	99 A.Huertas	7.849
13	7 L.Baldassarri	7.940
14	9 S.Jespersen	9.274
15	94 A.Verdoia	10.673
16	32 O.Bayliss	11.443
17	28 G.van Straalen	12.953
18	24 L.Taccini	16.362
19	25 M.Brenner	16.685
20	91 L.Bernardi	18.607

Lap 9		
1	77 D.Aegerter	14'33.611
2	66 N.Tuuli	0.171
3	62 S.Manzi	0.466
4	61 C.Oncu	0.810
5	64 F.Caricasulo	1.558
6	3 R.De Rosa	2.241
7	55 Y.Montella	2.714
8	38 H.Soomer	5.080
9	11 N.Bulega	5.433
10	16 J.Cluzel	8.799
11	7 L.Baldassarri	9.088
12	69 T.Booth-Amos	9.420
13	99 A.Huertas	10.726
14	94 A.Verdoia	13.932
15	32 O.Bayliss	15.024
16	9 S.Jespersen	15.592
17	28 G.van Straalen	19.347
18	25 M.Brenner	22.608

Lap 12		
1	77 D.Aegerter	19'21.984
2	62 S.Manzi	0.228
3	66 N.Tuuli	1.015
4	61 C.Oncu	1.857
5	3 R.De Rosa	5.983
6	55 Y.Montella	6.812
7	64 F.Caricasulo	6.948
8	11 N.Bulega	7.199
9	38 H.Soomer	7.991
10	7 L.Baldassarri	10.850
11	16 J.Cluzel	11.044
12	69 T.Booth-Amos	12.722
13	99 A.Huertas	14.456
14	94 A.Verdoia	16.599
15	32 O.Bayliss	20.358
16	9 S.Jespersen	24.124
17	28 G.van Straalen	25.461
18	91 L.Bernardi	32.086

13/11/2022  
These data/results cannot be reproduced, stored and/or transmitted in whole or in part by any manner of electronic, mechanical, photocopying, recording, broadcasting or otherwise now known or herein after developed without the previous express consent by the copyright owner, except for reproduction in daily press and regular printed publications on sale to the public within 60 days of the event related to those data/results and always provided that copyright symbol appears together as follows below.  
© DORNA WSBK ORGANIZATION Srl 2022





**Pirelli Indonesian Round, 11-13 November 2022**  
**Lap Chart Race 2**

19	<b>24</b>	L.Taccini	33.283
20	<b>25</b>	M.Brenner	35.576
21	<b>10</b>	U.Orradre	40.140
22	<b>50</b>	O.Vostatek	48.642

**Lap 13**

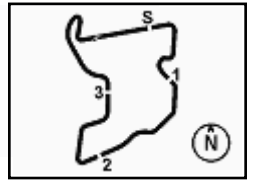
1	<b>77</b>	D.Aegerter	20'57.749
2	<b>62</b>	S.Manzi	0.555
3	<b>61</b>	C.Oncu	4.466
4	<b>3</b>	R.De Rosa	7.891
5	<b>55</b>	Y.Montella	9.217
6	<b>11</b>	N.Bulega	9.299
7	<b>64</b>	F.Caricasulo	9.568
8	<b>38</b>	H.Soomer	10.071
9	<b>7</b>	L.Baldassarri	11.698
10	<b>16</b>	J.Cluzel	12.159
11	<b>69</b>	T.Booth-Amos	14.312

13/11/2022

These data/results cannot be reproduced, stored and/or transmitted in whole or in part by any manner of electronic, mechanical, photocopying, recording, broadcasting or otherwise now known or herein after developed without the previous express consent by the copyright owner, except for reproduction in daily press and regular printed publications on sale to the public within 60 days of the event related to those data/results and always provided that copyright symbol appears together as follows below.

© DORNA WSBK ORGANIZATION Srl 2022





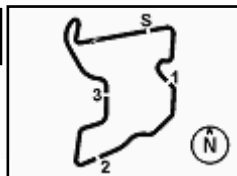
**Pirelli Indonesian Round, 11-13 November 2022**  
**Lap Chart Race 2**

**Race Pace Comparison**

	<b>77 Aeg</b>	<b>62 Man</b>	<b>61 Onc</b>	<b>3 DeR</b>	<b>55 Mon</b>	<b>11 Bul</b>	<b>64 Car</b>	<b>38 Soo</b>	<b>7 Bal</b>	<b>16 Clu</b>	<b>69 Boo</b>	<b>32 Bay</b>	<b>91 Ber</b>	<b>24 Tac</b>
1	1'42.256	1'42.600	1'40.616	1'42.521	1'41.556	1'41.885	1'41.209	1'42.814	1'42.311	1'42.997	1'43.292	1'44.491	1'45.721	1'47.967
2	1'37.131	1'36.874	1'36.542	1'37.222	1'36.738	1'36.930	<b>1'36.377</b>	1'37.409	1'36.896	1'37.348	1'37.229	1'38.404	1'40.158	1'38.280
3	1'36.975	1'36.597	1'36.907	1'37.005	<b>1'36.578</b>	1'38.235	1'36.831	1'37.298	1'39.172	1'39.430	1'37.111	1'38.742	1'38.334	1'38.322
4	1'35.775	1'35.854	1'36.787	1'36.462	1'36.827	1'36.664	1'36.796	<b>1'36.566</b>	1'37.476	1'36.855	1'37.798	1'38.139	<b>1'38.015</b>	<b>1'37.921</b>
5	1'36.436	1'36.473	1'36.747	<b>1'36.401</b>	1'37.133	1'36.677	1'36.985	1'36.717	1'39.043	1'36.969	1'36.884	1'38.190	1'42.104	1'39.036
6	1'36.103	1'36.601	1'36.362	1'36.458	1'36.595	1'37.973	1'36.619	1'36.648	1'37.003	1'37.398	1'37.222	1'37.438	1'38.236	1'38.797
7	1'36.318	1'36.359	1'37.232	1'36.475	1'36.769	<b>1'36.469</b>	1'36.652	1'37.142	1'36.888	1'37.200	<b>1'36.779</b>	<b>1'37.139</b>	1'38.878	1'39.130
8	1'36.660	1'36.718	1'37.064	1'36.755	1'37.342	1'37.081	1'37.073	1'37.032	1'36.754	1'36.890	1'38.198	1'38.100	1'38.154	1'40.832
9	1'35.957	1'36.001	<b>1'36.164</b>	1'36.553	1'36.787	1'37.130	1'36.627	1'37.065	1'37.156	1'37.323	1'38.518	1'37.992	1'38.652	1'38.613
10	1'36.099	1'36.284	1'36.495	1'36.696	1'36.727	1'36.702	1'36.919	1'36.771	<b>1'36.534</b>	1'36.963	1'36.908	1'37.471	1'38.461	1'38.536
11	1'36.256	<b>1'35.822</b>	1'36.325	1'37.515	1'37.441	1'36.530	1'38.110	1'37.098	1'36.964	1'36.928	1'36.905	1'37.780	1'39.201	1'39.397
12	1'36.018	1'36.029	1'36.600	1'37.904	1'38.303	1'36.907	1'38.734	1'37.415	1'36.637	<b>1'36.727</b>	1'37.862	1'38.456	1'38.156	1'38.436
13	<b>1'35.765</b>	1'36.092	1'38.374	1'37.673	1'38.170	1'37.865	1'38.385	1'37.845	1'36.613	1'36.880	1'37.355			

	<b>99 Hue</b>	<b>94 Ver</b>	<b>9 Jes</b>	<b>28 vSt</b>	<b>25 Bre</b>	<b>10 Orr</b>	<b>50 Vos</b>	<b>66 Tuu</b>	<b>56 Seb</b>
1	1'43.466	1'45.870	1'43.815	1'46.184	1'47.935	1'47.816	1'48.650	1'42.089	1'43.998
2	1'37.345	1'38.696	<b>1'37.422</b>	1'38.782	1'39.043	1'39.463	1'40.031	1'36.858	1'37.710
3	1'37.718	1'37.547	1'37.633	<b>1'37.730</b>	<b>1'38.087</b>	1'39.435	<b>1'39.935</b>	1'36.328	1'38.370
4	1'37.720	1'37.789	1'37.640	1'38.245	1'38.108	1'39.884	1'40.308	1'36.125	<b>1'37.194</b>
5	1'37.706	1'37.472	1'38.558	1'38.005	1'38.668	1'39.715	1'40.049	1'36.596	2'12.416
6	1'37.855	1'37.260	1'38.167	1'37.968	1'38.805	<b>1'39.027</b>	1'40.056	1'36.261	6'52.111
7	1'37.501	1'37.258	1'38.350	1'37.938	1'38.277	1'39.378	1'40.275	1'36.554	1'37.825
8	1'37.794	1'38.422	1'38.936	1'39.588	1'38.478	1'39.622	1'40.327	1'37.132	1'37.386
9	1'37.232	1'37.229	1'38.682	1'38.518	1'38.818	1'39.839	1'40.045	<b>1'35.839</b>	1'37.438
10	1'37.459	1'37.085	1'38.848	1'38.442	1'38.590	1'39.245	1'40.058	1'36.910	
11	<b>1'37.155</b>	<b>1'36.924</b>	1'38.832	1'38.066	1'42.402	1'39.378	1'40.841	1'36.097	
12	1'37.489	1'37.031	1'39.225	1'37.979	1'40.349	1'39.322	1'40.051	1'36.210	

13/11/2022  
These data/results cannot be reproduced, stored and/or transmitted in whole or in part by any manner of electronic, mechanical, photocopying, recording, broadcasting or otherwise now known or herein after developed without the previous express consent by the copyright owner, except for reproduction in daily press and regular printed publications on sale to the public within 60 days of the event related to those data/results and always provided that copyright symbol appears together as follows below.  
© DORNA WSBK ORGANIZATION Srl 2022



**Pirelli Indonesian Round, 11-13 November 2022**  
**Best Sector & Speed Race 2**

Pertamina Mandalika Circuit 4.300 m

RESULTS		LL	Int.
1	<b>55</b> Y. MONTELLA	Kawasaki ZX-6R	13 FL
2	<b>11</b> N. BULEGA	Ducati Panigale V2	13 FL
3	<b>64</b> F. CARICASULO	Ducati Panigale V2	13 FL
4	<b>38</b> H. SOOMER	Triumph Street Triple RS	13 FL
5	<b>7</b> L. BALDASSARRI	Yamaha YZF R6	13 FL
6	<b>16</b> J. CLUZEL	Yamaha YZF R6	13 FL
7	<b>69</b> T. BOOTH-AMOS	Kawasaki ZX-6R	13 FL
8	<b>77</b> D. AEGERTER	Yamaha YZF R6	13 SPD
9	<b>62</b> S. MANZI	Triumph Street Triple RS	13 SPD
10	<b>61</b> C. ONCU	Kawasaki ZX-6R	13 SPD
11	<b>3</b> R. DE ROSA	Ducati Panigale V2	13 SPD
12	<b>99</b> A. HUERTAS	Kawasaki ZX-6R	12 I3.2
13	<b>94</b> A. VERDOIA	Yamaha YZF R6	12 I3.2
14	<b>32</b> D. BAYLISS	Ducati Panigale V2	12 I3.1
15	<b>9</b> S. JESPERSEN	Yamaha YZF R6	12 I3.1
16	<b>28</b> G. VAN STRAALLEN	Yamaha YZF R6	12 I3.1
17	<b>91</b> L. BERNARDI	Ducati Panigale V2	12 I3
18	<b>24</b> L. TACCINI	Yamaha YZF R6	12 I3
19	<b>25</b> M. BRENNER	Yamaha YZF R6	12 I3
20	<b>10</b> U. ORRADRE	Yamaha YZF R6	12 I3
21	<b>50</b> D. VOSTATEK	Yamaha YZF R6	12 I2.1
22	<b>56</b> P. SEBESTYEN	Yamaha YZF R6	9 I1
RET	<b>66</b> N. TUULI	MV Agusta F3 800 RR	12

SPEED		
1	<b>64</b> F. CARICASULO	Ducati Panigale V2 254,7
2	<b>62</b> S. MANZI	Triumph Street Triple RS 254,1
3	<b>56</b> P. SEBESTYEN	Yamaha YZF R6 252,3
4	<b>7</b> L. BALDASSARRI	Yamaha YZF R6 251,7
5	<b>3</b> R. DE ROSA	Ducati Panigale V2 251,2
6	<b>38</b> H. SOOMER	Triumph Street Triple RS 250,6
7	<b>99</b> A. HUERTAS	Kawasaki ZX-6R 250,6
8	<b>11</b> N. BULEGA	Ducati Panigale V2 250,6
9	<b>55</b> Y. MONTELLA	Kawasaki ZX-6R 250,0
10	<b>94</b> A. VERDOIA	Yamaha YZF R6 250,0
11	<b>77</b> D. AEGERTER	Yamaha YZF R6 250,0
12	<b>16</b> J. CLUZEL	Yamaha YZF R6 250,0
13	<b>61</b> C. ONCU	Kawasaki ZX-6R 249,4
14	<b>9</b> S. JESPERSEN	Yamaha YZF R6 249,4
15	<b>24</b> L. TACCINI	Yamaha YZF R6 248,8
16	<b>66</b> N. TUULI	MV Agusta F3 800 RR 248,8
17	<b>32</b> D. BAYLISS	Ducati Panigale V2 248,8
18	<b>10</b> U. ORRADRE	Yamaha YZF R6 247,1
19	<b>69</b> T. BOOTH-AMOS	Kawasaki ZX-6R 247,1
20	<b>28</b> G. VAN STRAALLEN	Yamaha YZF R6 246,6
21	<b>91</b> L. BERNARDI	Ducati Panigale V2 244,9
22	<b>25</b> M. BRENNER	Yamaha YZF R6 243,8
23	<b>50</b> D. VOSTATEK	Yamaha YZF R6 242,7

SEG. 1		
1	<b>66</b> N. TUULI	27.304
2	<b>62</b> S. MANZI	27.319
3	<b>77</b> D. AEGERTER	27.327
4	<b>38</b> H. SOOMER	27.442
5	<b>64</b> F. CARICASULO	27.479
6	<b>7</b> L. BALDASSARRI	27.481
7	<b>11</b> N. BULEGA	27.502
8	<b>3</b> R. DE ROSA	27.519
9	<b>55</b> Y. MONTELLA	27.533
10	<b>16</b> J. CLUZEL	27.541
11	<b>69</b> T. BOOTH-AMOS	27.600
12	<b>61</b> C. ONCU	27.604
13	<b>94</b> A. VERDOIA	27.613
14	<b>56</b> P. SEBESTYEN	27.624
15	<b>91</b> L. BERNARDI	27.729
16	<b>24</b> L. TACCINI	27.791
17	<b>9</b> S. JESPERSEN	27.799
18	<b>32</b> D. BAYLISS	27.800
19	<b>99</b> A. HUERTAS	27.814
20	<b>28</b> G. VAN STRAALLEN	27.923
21	<b>25</b> M. BRENNER	27.925
22	<b>10</b> U. ORRADRE	27.974
23	<b>50</b> D. VOSTATEK	28.455

SEG. 2		
1	<b>66</b> N. TUULI	19.416
2	<b>62</b> S. MANZI	19.438
3	<b>77</b> D. AEGERTER	19.461
4	<b>7</b> L. BALDASSARRI	19.470
5	<b>38</b> H. SOOMER	19.520
6	<b>55</b> Y. MONTELLA	19.528
7	<b>3</b> R. DE ROSA	19.546
8	<b>11</b> N. BULEGA	19.550
9	<b>61</b> C. ONCU	19.586
10	<b>69</b> T. BOOTH-AMOS	19.592
11	<b>64</b> F. CARICASULO	19.613
12	<b>99</b> A. HUERTAS	19.666
13	<b>16</b> J. CLUZEL	19.686
14	<b>56</b> P. SEBESTYEN	19.732
15	<b>32</b> D. BAYLISS	19.742
16	<b>94</b> A. VERDOIA	19.761
17	<b>9</b> S. JESPERSEN	19.762
18	<b>28</b> G. VAN STRAALLEN	19.878
19	<b>25</b> M. BRENNER	19.916
20	<b>91</b> L. BERNARDI	19.925
21	<b>24</b> L. TACCINI	20.008
22	<b>10</b> U. ORRADRE	20.116
23	<b>50</b> D. VOSTATEK	20.317

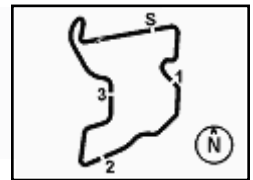
SEG. 3		
1	<b>61</b> C. ONCU	19.467
2	<b>62</b> S. MANZI	19.501
3	<b>77</b> D. AEGERTER	19.531
4	<b>66</b> N. TUULI	19.532
5	<b>3</b> R. DE ROSA	19.641
6	<b>38</b> H. SOOMER	19.644
7	<b>16</b> J. CLUZEL	19.644
8	<b>64</b> F. CARICASULO	19.662
9	<b>69</b> T. BOOTH-AMOS	19.670
10	<b>7</b> L. BALDASSARRI	19.675
11	<b>11</b> N. BULEGA	19.677
12	<b>99</b> A. HUERTAS	19.684
13	<b>55</b> Y. MONTELLA	19.702
14	<b>56</b> P. SEBESTYEN	19.759
15	<b>94</b> A. VERDOIA	19.769
16	<b>32</b> D. BAYLISS	19.779
17	<b>28</b> G. VAN STRAALLEN	19.804
18	<b>9</b> S. JESPERSEN	19.964
19	<b>91</b> L. BERNARDI	19.965
20	<b>10</b> U. ORRADRE	20.021
21	<b>25</b> M. BRENNER	20.074
22	<b>24</b> L. TACCINI	20.120
23	<b>50</b> D. VOSTATEK	20.419

SEG. 4		
1	<b>77</b> D. AEGERTER	29.069
2	<b>66</b> N. TUULI	29.157
3	<b>62</b> S. MANZI	29.190
4	<b>61</b> C. ONCU	29.241
5	<b>64</b> F. CARICASULO	29.344
6	<b>11</b> N. BULEGA	29.401
7	<b>3</b> R. DE ROSA	29.424
8	<b>55</b> Y. MONTELLA	29.464
9	<b>7</b> L. BALDASSARRI	29.465
10	<b>16</b> J. CLUZEL	29.505
11	<b>38</b> H. SOOMER	29.540
12	<b>69</b> T. BOOTH-AMOS	29.578
13	<b>99</b> A. HUERTAS	29.589
14	<b>9</b> S. JESPERSEN	29.688
15	<b>94</b> A. VERDOIA	29.694
16	<b>32</b> D. BAYLISS	29.790
17	<b>24</b> L. TACCINI	29.852
18	<b>56</b> P. SEBESTYEN	29.888
19	<b>28</b> G. VAN STRAALLEN	29.941
20	<b>91</b> L. BERNARDI	30.023
21	<b>25</b> M. BRENNER	30.072
22	<b>10</b> U. ORRADRE	30.197
23	<b>50</b> D. VOSTATEK	30.299

13/11/2022

These data/results cannot be reproduced, stored and/or transmitted in whole or in part by any manner of electronic, mechanical, photocopying, recording, broadcasting or otherwise now known or herein after developed without the previous express consent by the copyright owner, except for reproduction in daily press and regular printed publications on sale to the public within 60 days of the event related to those data/results and always provided that copyright symbol appears together as follows below.

© DORNA WSBK ORGANIZATION Srl 2022



**Pirelli Indonesian Round, 11-13 November 2022**  
**Chronological Analysis Race 2**

Pertamina Mandalika Circuit 4.300 m

Start at 12:00'33.845

1 / 3

1° 77 D. AEGERTER [1'35.765]							
Lap	Seg1	Seg2	Seg3	Seg4	Lap Time	km/h	Local Time
1		19.978	20.263	30.004	1'42.256	204,5	12:02'16.101
2	28.035	19.484	19.750	29.862	1'37.131	249,4	12:03'53.232
3	28.437	19.622	19.619	29.297	1'36.975	<b>250,0</b>	12:05'30.207
4	<b>27.327</b>	19.497	19.557	29.394	1'35.775	248,3	12:07'05.982
5	27.611	19.562	19.835	29.428	1'36.436	249,4	12:08'42.418
6	27.395	19.610	19.756	29.342	1'36.103	<b>250,0</b>	12:10'18.521
7	27.790	19.469	19.691	29.368	1'36.318	246,6	12:11'54.839
8	28.030	<b>19.461</b>	19.745	29.424	1'36.660	<b>250,0</b>	12:13'31.499
9	27.487	19.643	19.668	29.159	1'35.957	243,2	12:15'07.456
10	27.750	19.520	19.760	<b>29.069</b>	1'36.099	244,3	12:16'43.555
11	27.379	20.084	19.588	29.205	1'36.256	243,2	12:18'19.811
12	27.412	19.679	19.671	29.256	1'36.018	243,8	12:19'55.829
13	27.402	19.606	<b>19.531</b>	29.226	<b>1'35.765</b>	243,8	12:21'31.594
Last Passing Point SPD at 12:21'37.590							

5° 55 Y. MONTELLA [1'36.578]							
Lap	Seg1	Seg2	Seg3	Seg4	Lap Time	km/h	Local Time
1		19.777	19.799	29.657	1'41.556	208,9	12:02'15.401
2	27.678	<b>19.528</b>	19.964	29.568	1'36.738	246,6	12:03'52.139
3	27.592	19.679	19.775	29.532	<b>1'36.578</b>	246,6	12:05'28.717
4	27.621	19.608	19.910	29.688	1'36.827	246,6	12:07'05.544
5	27.738	19.657	20.017	29.721	1'37.133	248,3	12:08'42.677
6	27.756	19.673	<b>19.702</b>	<b>29.464</b>	1'36.595	248,8	12:10'19.272
7	<b>27.533</b>	19.646	19.875	29.715	1'36.769	247,7	12:11'56.041
8	27.756	19.604	20.267	29.715	1'37.342	246,6	12:13'33.383
9	27.604	19.594	19.859	29.730	1'36.787	249,4	12:15'10.170
10	27.658	19.649	19.774	29.646	1'36.727	248,3	12:16'46.897
11	27.916	19.813	19.894	29.818	1'37.441	247,7	12:18'24.338
12	27.820	20.054	19.905	30.524	1'38.303	<b>250,0</b>	12:20'02.641
13	28.409	19.815	20.030	29.916	1'38.170	248,3	12:21'40.811
Last Passing Point FL at 12:21'40.811							

2° 62 S. MANZI [1'35.822]							
Lap	Seg1	Seg2	Seg3	Seg4	Lap Time	km/h	Local Time
1		19.984	19.818	29.849	1'42.600	213,9	12:02'16.445
2	27.956	19.593	19.610	29.715	1'36.874	252,3	12:03'53.319
3	27.593	19.593	19.776	29.635	1'36.597	<b>254,1</b>	12:05'29.916
4	27.346	19.612	19.508	29.388	1'35.854	247,7	12:07'05.770
5	27.680	<b>19.438</b>	19.956	29.399	1'36.473	250,0	12:08'42.243
6	27.934	19.716	19.625	29.326	1'36.601	250,0	12:10'18.844
7	27.670	19.653	19.592	29.444	1'36.359	250,0	12:11'55.203
8	27.845	19.587	19.662	29.624	1'36.718	251,2	12:13'31.921
9	27.399	19.756	19.656	<b>29.190</b>	1'36.001	252,9	12:15'07.922
10	27.414	19.597	19.954	29.319	1'36.284	245,5	12:16'44.206
11	<b>27.319</b>	19.760	19.542	29.201	<b>1'35.822</b>	246,6	12:18'20.028
12	27.459	19.700	<b>19.501</b>	29.369	1'36.029	246,0	12:19'56.057
13	27.415	19.556	19.858	29.263	1'36.092	245,5	12:21'32.149
Last Passing Point SPD at 12:21'38.060							

6° 11 N. BULEGA [1'36.469]							
Lap	Seg1	Seg2	Seg3	Seg4	Lap Time	km/h	Local Time
1		20.076	20.019	30.007	1'41.885	208,1	12:02'15.730
2	27.589	19.598	20.133	29.610	1'36.930	249,4	12:03'52.660
3	27.552	19.671	20.209	30.803	1'38.235	248,8	12:05'30.895
4	27.581	19.644	19.915	29.524	1'36.664	<b>250,6</b>	12:07'07.559
5	27.530	19.595	20.151	<b>29.401</b>	1'36.677	248,8	12:08'44.236
6	27.579	19.641	19.781	30.972	1'37.973	246,0	12:10'22.209
7	27.648	19.650	19.707	29.464	<b>1'36.469</b>	245,5	12:11'58.678
8	27.592	<b>19.550</b>	20.114	29.825	1'37.081	250,0	12:13'35.759
9	27.652	19.921	19.926	29.631	1'37.130	248,3	12:15'12.889
10	27.592	19.918	19.739	29.453	1'36.702	247,7	12:16'49.591
11	27.596	19.736	<b>19.677</b>	29.521	1'36.530	250,0	12:18'26.121
12	<b>27.502</b>	19.781	19.902	29.722	1'36.907	247,7	12:20'03.028
13	28.191	19.797	20.033	29.844	1'37.865	<b>250,6</b>	12:21'40.893
Last Passing Point FL at 12:21'40.893							

3° 61 C. ONCU [1'36.164]							
Lap	Seg1	Seg2	Seg3	Seg4	Lap Time	km/h	Local Time
1		19.923	19.746	29.381	1'40.616	201,5	12:02'14.461
2	27.684	19.802	19.636	29.420	1'36.542	241,6	12:03'51.003
3	27.899	20.067	19.594	29.347	1'36.907	242,2	12:05'27.910
4	27.674	19.910	19.802	29.401	1'36.787	242,7	12:07'04.697
5	27.732	19.729	19.584	29.702	1'36.747	242,7	12:08'41.444
6	27.665	19.746	19.544	29.407	1'36.362	242,2	12:10'17.806
7	27.695	19.728	20.116	29.693	1'37.232	242,2	12:11'55.038
8	28.340	<b>19.586</b>	19.598	29.540	1'37.064	245,5	12:13'32.102
9	27.637	19.718	19.568	<b>29.241</b>	<b>1'36.164</b>	<b>249,4</b>	12:15'08.266
10	27.714	19.686	<b>19.467</b>	29.628	1'36.495	246,0	12:16'44.761
11	<b>27.604</b>	19.779	19.541	29.401	1'36.325	244,9	12:18'21.086
12	27.729	19.678	19.672	29.521	1'36.600	244,9	12:19'57.686
13	28.138	19.638	21.225	29.373	1'38.374	245,5	12:21'36.060
Last Passing Point SPD at 12:21'42.051							

7° 64 F. CARICASULO [1'36.377]							
Lap	Seg1	Seg2	Seg3	Seg4	Lap Time	km/h	Local Time
1		20.180	20.008	29.655	1'41.209	208,5	12:02'15.054
2	27.540	<b>19.613</b>	19.828	29.396	<b>1'36.377</b>	247,7	12:03'51.431
3	27.675	20.024	19.736	29.396	1'36.831	248,8	12:05'28.262
4	27.530	19.897	19.910	29.459	1'36.796	250,0	12:07'05.058
5	27.621	19.834	19.944	29.586	1'36.985	249,4	12:08'42.043
6	27.562	19.663	19.750	29.644	1'36.619	251,2	12:10'18.662
7	<b>27.479</b>	19.670	19.907	29.596	1'36.652	251,7	12:11'55.314
8	28.225	19.779	<b>19.662</b>	29.407	1'37.073	<b>254,7</b>	12:13'32.387
9	27.578	19.862	19.843	<b>29.344</b>	1'36.627	251,7	12:15'09.014
10	27.747	19.629	19.784	29.759	1'36.919	250,6	12:16'45.933
11	27.604	20.368	20.062	30.076	1'38.110	250,0	12:18'24.043
12	27.834	20.070	20.176	30.654	1'38.734	252,9	12:20'02.777
13	28.804	19.913	19.935	29.733	1'38.385	252,3	12:21'41.162
Last Passing Point FL at 12:21'41.162							

4° 3 R. DE ROSA [1'36.401]							
Lap	Seg1	Seg2	Seg3	Seg4	Lap Time	km/h	Local Time
1		19.830	20.235	29.918	1'42.521	209,7	12:02'16.366
2	28.181	19.728	19.756	29.557	1'37.222	<b>251,2</b>	12:03'53.588
3	27.838	19.677	19.771	29.719	1'37.005	248,8	12:05'30.593
4	27.618	19.669	19.687	29.488	1'36.462	248,3	12:07'07.055
5	27.590	19.661	<b>19.641</b>	29.509	<b>1'36.401</b>	246,0	12:08'43.456
6	27.649	<b>19.546</b>	19.787	29.476	1'36.458	246,6	12:10'19.914
7	27.561	19.710	19.742	29.462	1'36.475	246,6	12:11'56.389
8	27.691	19.730	19.792	29.542	1'36.755	248,3	12:13'33.144
9	<b>27.519</b>	19.821	19.705	29.508	1'36.553	247,1	12:15'09.697
10	27.872	19.677	19.723	<b>29.424</b>	1'36.696	247,7	12:16'46.393
11	27.570	20.158	19.927	29.860	1'37.515	248,3	12:18'23.908
12	28.058	20.135	20.006	29.705	1'37.904	246,6	12:20'01.812

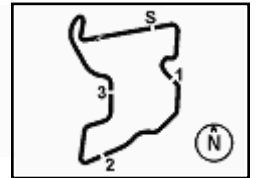
8° 38 H. SOOMER [1'36.566]							
Lap	Seg1	Seg2	Seg3	Seg4	Lap Time	km/h	Local Time
1		19.848	20.196	29.950	1'42.814	211,4	12:02'16.659
2	28.110	19.706	19.871	29.722	1'37.409	<b>250,6</b>	12:03'54.068
3	27.849	19.774	19.814	29.861	1'37.298	246,6	12:05'31.366
4	27.551	<b>19.520</b>	19.822	29.673	<b>1'36.566</b>	247,7	12:07'07.932
5	<b>27.442</b>	19.640	19.955	29.680	1'36.717	247,1	12:08'44.649
6	27.506	19.682	<b>19.644</b>	29.816	1'36.648	246,6	12:10'21.297
7	27.698	19.694	19.693	30.057	1'37.142	244,3	12:11'58.439
8	27.650	19.835	19.856	29.691	1'37.032	244,3	12:13'35.471
9	27.797	19.854	19.738	29.676	1'37.065	243,8	12:15'12.536
10	27.660	19.794	19.718	29.599	1'36.771	245,5	12:16'49.307

13/11/2022 P = Pits In/Out - C = Lap Time Cancelled

These data/results cannot be reproduced, stored and/or transmitted in whole or in part by any manner of electronic, mechanical, photocopying, recording, broadcasting or otherwise now known or herein after developed without the previous express consent by the copyright owner, except for reproduction in daily press and regular printed publications on sale to the public within 60 days of the event related to those data/results and always provided that copyright symbol appears together as follows below.

© DORNA WSBK ORGANIZATION Srl 2022





**Pirelli Indonesian Round, 11-13 November 2022**  
**Chronological Analysis Race 2**

Pertamina Mandalika Circuit 4.300 m

Start at 12:00'33.845

2 / 3

11	27.694	20.055	19.809	<b>29.540</b>	1'37.098	246,0	12:18'26.405	9	27.829	19.992	19.803	29.608	1'37.232	244,3	12:15'18.182
12	28.154	19.870	19.775	29.616	1'37.415	247,7	12:20'03.820	10	27.904	20.075	19.854	29.626	1'37.459	244,9	12:16'55.641
13	28.376	19.816	19.849	29.804	1'37.845	246,6	12:21'41.665	11	<b>27.814</b>	19.949	19.767	29.625	<b>1'37.155</b>	244,9	12:18'32.796
Last Passing Point FL at 12:21'41.665								12	28.145	20.009	19.746	<b>29.589</b>	1'37.489	244,9	12:20'10.285

9° 7 L. BALDASSARRI [1'36.534]							
Lap	Seg.1	Seg.2	Seg.3	Seg.4	Lap Time	km/h	Local Time
1		19.801	19.962	29.900	1'42.311	208,9	12:02'16.156
2	27.594	<b>19.470</b>	19.838	29.994	1'36.896	250,0	12:03'53.052
3	27.619	19.657	19.890	32.006	1'39.172	<b>251,7</b>	12:05'32.224
4	27.858	20.053	19.856	29.709	1'37.476	248,3	12:07'09.700
5	27.579	19.817	19.834	31.813	1'39.043	248,8	12:08'48.743
6	27.716	19.522	19.988	29.777	1'37.003	247,1	12:10'25.746
7	27.738	19.777	19.825	29.548	1'36.888	247,1	12:12'02.634
8	27.627	19.657	19.772	29.698	1'36.754	247,7	12:13'39.388
9	27.651	19.913	20.001	29.591	1'37.156	249,4	12:15'16.544
10	27.517	19.611	19.728	29.678	<b>1'36.534</b>	248,8	12:16'53.078
11	<b>27.481</b>	20.005	19.895	29.583	1'36.964	247,7	12:18'30.042
12	27.756	19.639	<b>19.675</b>	29.567	1'36.637	246,6	12:20'06.679
13	27.622	19.728	19.798	<b>29.465</b>	1'36.613	247,1	12:21'43.292
Last Passing Point FL at 12:21'43.292							

13° 94 A. VERDOIA [1'36.924]							
Lap	Seg.1	Seg.2	Seg.3	Seg.4	Lap Time	km/h	Local Time
1		20.517	20.601	30.172	1'45.870	213,9	12:02'19.715
2	28.318	20.141	20.174	30.063	1'38.696	<b>250,0</b>	12:03'58.411
3	27.845	19.887	19.970	29.845	1'37.547	243,2	12:05'35.958
4	27.767	19.872	20.180	29.970	1'37.789	245,5	12:07'13.747
5	27.774	19.872	19.987	29.839	1'37.472	247,1	12:08'51.219
6	27.716	19.829	19.930	29.785	1'37.260	243,8	12:10'28.479
7	27.672	19.937	19.876	29.773	1'37.258	244,3	12:12'05.737
8	27.923	20.017	20.333	30.149	1'38.422	245,5	12:13'44.159
9	27.660	19.932	19.868	29.769	1'37.229	242,7	12:15'21.388
10	<b>27.613</b>	19.920	19.858	<b>29.694</b>	1'37.085	243,8	12:16'58.473
11	27.669	<b>19.761</b>	<b>19.769</b>	29.725	<b>1'36.924</b>	243,2	12:18'35.397
12	27.687	19.796	19.848	29.700	1'37.031	243,2	12:20'12.428
Last Passing Point I3.2 at 12:21'39.774							

10° 16 J. CLUZEL [1'36.727]							
Lap	Seg.1	Seg.2	Seg.3	Seg.4	Lap Time	km/h	Local Time
1		20.189	19.906	29.626	1'42.997	205,7	12:02'16.842
2	28.031	19.815	19.831	29.671	1'37.348	249,4	12:03'54.190
3	27.836	19.827	21.847	29.920	1'39.430	247,7	12:05'33.620
4	27.554	19.747	19.681	29.873	1'36.855	244,9	12:07'10.475
5	27.820	<b>19.686</b>	19.831	29.632	1'36.969	<b>250,0</b>	12:08'47.444
6	27.643	19.838	20.069	29.848	1'37.398	243,8	12:10'24.842
7	27.703	19.926	20.041	29.530	1'37.200	243,2	12:12'02.042
8	27.660	19.761	19.884	29.585	1'36.890	242,7	12:13'38.932
9	27.745	20.093	19.980	<b>29.505</b>	1'37.323	244,3	12:15'16.255
10	27.589	19.903	19.954	29.517	1'36.963	243,2	12:16'53.218
11	<b>27.541</b>	19.970	19.882	29.535	1'36.928	246,6	12:18'30.146
12	27.799	19.743	<b>19.644</b>	29.541	<b>1'36.727</b>	248,8	12:20'06.873
13	27.612	19.796	19.706	29.766	1'36.880	247,1	12:21'43.753
Last Passing Point FL at 12:21'43.753							

14° 32 O. BAYLISS [1'37.139]							
Lap	Seg.1	Seg.2	Seg.3	Seg.4	Lap Time	km/h	Local Time
1		20.295	20.322	30.221	1'44.491	218,6	12:02'18.336
2	28.369	19.830	20.134	30.071	1'38.404	246,0	12:03'56.740
3	28.305	20.293	20.077	30.067	1'38.742	244,9	12:05'35.482
4	28.030	19.823	20.086	30.200	1'38.139	244,3	12:07'13.621
5	28.033	19.967	19.961	30.229	1'38.190	243,8	12:08'51.811
6	27.875	19.764	19.910	29.889	1'37.438	244,9	12:10'29.249
7	27.828	<b>19.742</b>	<b>19.779</b>	<b>29.790</b>	<b>1'37.139</b>	246,6	12:12'06.388
8	27.858	19.803	20.024	30.415	1'38.100	246,0	12:13'44.488
9	28.041	19.870	20.203	29.878	1'37.992	<b>248,8</b>	12:15'22.480
10	<b>27.800</b>	19.855	19.989	29.827	1'37.471	243,8	12:16'59.951
11	28.023	19.932	19.865	29.960	1'37.780	243,8	12:18'37.731
12	28.113	20.119	20.120	30.104	1'38.456	243,8	12:20'16.187
Last Passing Point I3.1 at 12:21'35.379							

11° 69 T. BOOTH-AMOS [1'36.779]							
Lap	Seg.1	Seg.2	Seg.3	Seg.4	Lap Time	km/h	Local Time
1		20.017	19.901	30.312	1'43.292	210,9	12:02'17.137
2	27.859	19.812	19.827	29.731	1'37.229	246,0	12:03'54.366
3	27.813	19.698	19.773	29.827	1'37.111	246,0	12:05'31.477
4	<b>27.600</b>	<b>19.592</b>	<b>19.670</b>	30.936	1'37.798	<b>247,1</b>	12:07'09.275
5	27.727	19.744	19.756	29.657	1'36.884	240,5	12:08'46.159
6	27.823	19.966	19.800	29.633	1'37.222	241,1	12:10'23.381
7	27.674	19.816	19.711	<b>29.578</b>	<b>1'36.779</b>	241,6	12:12'00.160
8	27.701	19.689	19.716	31.092	1'38.198	241,1	12:13'38.358
9	28.313	20.199	19.926	30.080	1'38.518	237,4	12:15'16.876
10	27.653	19.758	19.693	29.804	1'36.908	244,3	12:16'53.784
11	27.733	19.835	19.722	29.615	1'36.905	242,2	12:18'30.689
12	27.818	19.617	20.686	29.741	1'37.862	241,6	12:20'08.551
13	27.873	19.944	19.729	29.809	1'37.355	240,5	12:21'45.906
Last Passing Point FL at 12:21'45.906							

15° 9 S. JESPERSEN [1'37.422]							
Lap	Seg.1	Seg.2	Seg.3	Seg.4	Lap Time	km/h	Local Time
1		20.025	20.391	29.972	1'43.815	216,0	12:02'17.660
2	27.858	19.848	20.028	<b>29.688</b>	<b>1'37.422</b>	248,3	12:03'55.082
3	<b>27.799</b>	19.980	20.111	29.743	1'37.633	247,1	12:05'32.715
4	27.906	19.844	<b>19.964</b>	29.926	1'37.640	<b>249,4</b>	12:07'10.355
5	28.146	20.008	20.127	30.277	1'38.558	248,3	12:08'48.913
6	27.903	<b>19.762</b>	20.276	30.226	1'38.167	<b>249,4</b>	12:10'27.080
7	28.055	20.093	20.154	30.048	1'38.350	244,3	12:12'05.430
8	28.007	20.139	20.254	30.536	1'38.936	243,8	12:13'44.366
9	27.939	20.080	20.517	30.146	1'38.682	247,7	12:15'23.048
10	28.165	20.233	20.274	30.176	1'38.848	245,5	12:17'01.896
11	28.049	20.411	20.130	30.242	1'38.832	244,3	12:18'40.728
12	28.047	20.413	20.282	30.483	1'39.225	244,9	12:20'19.953
Last Passing Point I3.1 at 12:21'39.498							

12° 99 A. HUERTAS [1'37.155]							
Lap	Seg.1	Seg.2	Seg.3	Seg.4	Lap Time	km/h	Local Time
1		20.073	19.876	29.975	1'43.466	212,2	12:02'17.311
2	27.838	<b>19.666</b>	19.950	29.891	1'37.345	<b>250,6</b>	12:03'54.656
3	27.902	20.025	19.919	29.872	1'37.718	248,3	12:05'32.374
4	28.036	19.891	19.959	29.834	1'37.720	247,7	12:07'10.094
5	27.983	19.944	19.883	29.896	1'37.706	247,1	12:08'47.800
6	28.303	19.865	19.913	29.774	1'37.855	247,1	12:10'25.655
7	28.119	19.970	19.781	29.631	1'37.501	243,8	12:12'03.156
8	28.230	19.966	19.791	29.807	1'37.794	246,0	12:13'40.950

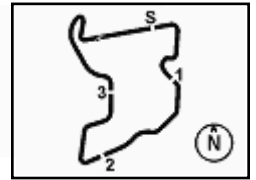
16° 28 G. VAN STRAALEN [1'37.730]							
Lap	Seg.1	Seg.2	Seg.3	Seg.4	Lap Time	km/h	Local Time
1		20.579	21.074	30.254	1'46.184	214,3	12:02'20.029
2	28.328	20.058	20.231	30.165	1'38.782	<b>246,6</b>	12:03'58.811
3	28.107	<b>19.878</b>	<b>19.804</b>	<b>29.941</b>	<b>1'37.730</b>	244,9	12:05'36.541
4	27.994	20.273	19.971	30.007	1'38.245	245,5	12:07'14.786
5	<b>27.923</b>	19.910	19.951	30.221	1'38.005	244,3	12:08'52.791
6	27.965	19.966	19.902	30.135	1'37.968	244,3	12:10'30.759
7	27.948	19.951	19.907	30.132	1'37.938	244,3	12:12'08.697
8	28.130	20.276	19.984	31.198	1'39.588	243,8	12:13'48.285
9	28.090	20.061	20.033	30.334	1'38.518	243,2	12:15'26.803
10	28.463	20.061	19.936	29.982	1'38.442	242,7	12:17'05.245

13/11/2022 P = Pits In/Out - C = Lap Time Cancelled

These data/results cannot be reproduced, stored and/or transmitted in whole or in part by any manner of electronic, mechanical, photocopying, recording, broadcasting or otherwise now known or herein after developed without the previous express consent by the copyright owner, except for reproduction in daily press and regular printed publications on sale to the public within 60 days of the event related to those data/results and always provided that copyright symbol appears together as follows below.

© DORNA WSBK ORGANIZATION Srl 2022





**Pirelli Indonesian Round, 11-13 November 2022**  
**Chronological Analysis Race 2**

Start at 12:00'33.845

11	28.094	19.996	19.898	30.078	1'38.066	243,8	12:18'43.311
12	28.087	19.939	19.885	30.068	1'37.979	243,2	12:20'21.290

Last Passing Point I3 at 12:21'45.718

Last Passing Point I3.1 at 12:21'39.795

17° 91 L. BERNARDI (1'38.015)							
Lap	Seg1	Seg2	Seg3	Seg4	Lap Time	km/h	Local Time
1		20.394	20.573	30.244	1'45.721	219,5	12:02'19.566
2	28.111	19.953	21.757	30.337	1'40.158	<b>244,9</b>	12:03'59.724
3	28.101	20.160	<b>19.965</b>	30.108	1'38.334	244,3	12:05'38.058
4	<b>27.729</b>	20.108	20.031	30.147	<b>1'38.015</b>	243,8	12:07'16.073
5	30.205	20.620	20.851	30.428	1'42.104	244,3	12:08'58.177
6	28.007	20.054	19.996	30.179	1'38.236	243,8	12:10'36.413
7	28.128	20.134	20.117	30.499	1'38.878	244,3	12:12'15.291
8	28.002	<b>19.925</b>	20.080	30.147	1'38.154	<b>244,9</b>	12:13'53.445
9	28.133	20.011	20.291	30.217	1'38.652	243,8	12:15'32.097
10	28.239	19.951	20.165	30.106	1'38.461	244,3	12:17'10.558
11	28.334	20.589	20.255	<b>30.023</b>	1'39.201	244,3	12:18'49.759
12	28.125	20.008	19.973	30.050	1'38.156	242,7	12:20'27.915

Last Passing Point I3 at 12:21'37.497

18° 24 L. TACCINI (1'37.921)							
Lap	Seg1	Seg2	Seg3	Seg4	Lap Time	km/h	Local Time
1		20.222	23.178	30.628	1'47.967	219,5	12:02'21.812
2	28.051	20.065	20.283	29.881	1'38.280	244,3	12:04'00.092
3	28.068	20.026	20.192	30.036	1'38.322	247,1	12:05'38.414
4	<b>27.791</b>	<b>20.008</b>	20.270	<b>29.852</b>	<b>1'37.921</b>	246,0	12:07'16.335
5	28.253	20.327	20.348	30.108	1'39.036	<b>248,8</b>	12:08'55.371
6	28.098	20.075	20.546	30.078	1'38.797	245,5	12:10'34.168
7	28.128	20.226	20.905	29.871	1'39.130	243,8	12:12'13.298
8	27.977	20.086	22.707	30.062	1'40.832	244,9	12:13'54.130
9	28.086	20.243	20.296	29.988	1'38.613	246,6	12:15'32.743
10	28.221	20.101	20.205	30.009	1'38.536	246,0	12:17'11.279
11	28.662	20.112	<b>20.120</b>	30.503	1'39.397	246,6	12:18'50.676
12	28.107	20.135	20.223	29.971	1'38.436	244,9	12:20'29.112

Last Passing Point I3 at 12:21'38.092

19° 25 M. BRENNER (1'38.087)							
Lap	Seg1	Seg2	Seg3	Seg4	Lap Time	km/h	Local Time
1		20.965	20.935	31.236	1'47.935	217,3	12:02'21.780
2	28.398	20.186	20.221	30.238	1'39.043	240,5	12:04'00.823
3	27.978	<b>19.916</b>	20.095	30.098	<b>1'38.087</b>	242,7	12:05'38.910
4	<b>27.925</b>	19.970	20.141	<b>30.072</b>	1'38.108	243,2	12:07'17.018
5	28.036	20.171	20.159	30.302	1'38.668	243,2	12:08'55.686
6	28.164	19.970	20.377	30.294	1'38.805	<b>243,8</b>	12:10'34.491
7	27.997	20.038	20.169	30.073	1'38.277	242,7	12:12'12.768
8	28.028	20.063	<b>20.074</b>	30.313	1'38.478	240,0	12:13'51.246
9	28.092	20.232	20.095	30.399	1'38.818	240,0	12:15'30.064
10	28.030	20.284	20.103	30.173	1'38.590	239,5	12:17'08.654
11	30.114	20.863	20.464	30.961	1'42.402	241,1	12:18'51.056
12	28.469	20.550	20.497	30.833	1'40.349	235,3	12:20'31.405

Last Passing Point I3 at 12:21'42.341

20° 10 U. ORRADRE (1'39.027)							
Lap	Seg1	Seg2	Seg3	Seg4	Lap Time	km/h	Local Time
1		20.332	22.357	30.938	1'47.816	218,2	12:02'21.661
2	28.865	<b>20.116</b>	20.285	<b>30.197</b>	1'39.463	243,8	12:04'01.124
3	28.739	20.202	20.086	30.408	1'39.435	<b>247,1</b>	12:05'40.559
4	28.131	21.098	20.457	30.198	1'39.884	244,9	12:07'20.443
5	<b>28.220</b>	20.495	20.344	30.656	1'39.715	243,2	12:09'00.158
6	<b>27.974</b>	20.260	<b>20.021</b>	30.772	<b>1'39.027</b>	243,2	12:10'39.185
7	28.238	20.571	20.169	30.400	1'39.378	244,9	12:12'18.563
8	28.557	20.476	20.171	30.418	1'39.622	243,8	12:13'58.185
9	28.198	20.959	20.374	30.308	1'39.839	244,3	12:15'38.024
10	28.176	20.456	20.227	30.386	1'39.245	244,3	12:17'17.269
11	28.196	20.476	20.173	30.533	1'39.378	243,8	12:18'56.647
12	28.168	20.580	20.214	30.360	1'39.322	243,2	12:20'35.969

13/11/2022 P = Pits In/Out - C = Lap Time Cancelled

These data/results cannot be reproduced, stored and/or transmitted in whole or in part by any manner of electronic, mechanical, photocopying, recording, broadcasting or otherwise now known or herein after developed without the previous express consent by the copyright owner, except for reproduction in daily press and regular printed publications on sale to the public within 60 days of the event related to those data/results and always provided that copyright symbol appears together as follows below.

© DORNA WSBK ORGANIZATION Srl 2022

21° 50 O. VOSTATEK (1'39.935)								
Lap	Seg1	Seg2	Seg3	Seg4	Lap Time	km/h	Local Time	
1			20.709	21.217	31.960	1'48.650	216,0	12:02'22.495
2	28.557	<b>20.317</b>	20.598	30.559	1'40.031	<b>242,7</b>	12:04'02.526	
3	28.491	20.346	20.643	30.455	<b>1'39.935</b>	239,5	12:05'42.461	
4	28.489	20.868	<b>20.419</b>	30.532	1'40.308	240,0	12:07'22.769	
5	28.614	20.586	20.481	30.368	1'40.049	241,6	12:09'02.818	
6	28.510	20.576	20.647	30.323	1'40.056	241,1	12:10'42.874	
7	28.700	20.580	20.605	30.390	1'40.275	238,9	12:12'23.149	
8	28.728	20.568	20.588	30.443	1'40.327	236,3	12:14'03.476	
9	28.475	20.540	20.472	30.558	1'40.045	238,4	12:15'43.521	
10	<b>28.455</b>	20.711	20.593	<b>30.299</b>	1'40.058	236,3	12:17'23.579	
11	28.850	20.740	20.691	30.560	1'40.841	238,9	12:19'04.420	
12	28.654	20.571	20.433	30.393	1'40.051	234,8	12:20'44.471	

Last Passing Point I2.1 at 12:21'40.502

22° 56 P. SEBESTYEN (1'37.194)								
Lap	Seg1	Seg2	Seg3	Seg4	Lap Time	km/h	Local Time	
1			20.100	19.986	30.093	1'43.998	217,7	12:02'17.843
2	27.956	19.836	19.824	30.094	1'37.710	<b>252,3</b>	12:03'55.553	
3	27.876	19.815	20.304	30.375	1'38.370	248,3	12:05'33.923	
4	27.665	19.812	<b>19.759</b>	29.958	<b>1'37.194</b>	249,4	12:07'11.117	
5	<b>27.624</b>	<b>19.732</b>	33.819	51.241	2'12.416P	248,3	12:09'23.533	
6	5'40.898	20.761	20.177	30.275	6'52.111P		12:16'15.644	
7	27.894	20.058	19.833	30.040	1'37.825	242,7	12:17'53.469	
8	27.728	19.930	19.840	<b>29.888</b>	1'37.386	243,8	12:19'30.855	
9	27.653	19.949	19.877	29.959	1'37.438	243,8	12:21'08.293	

Last Passing Point I1 at 12:21'38.346

RET 66 N. TUULI (1'35.839)								
Lap	Seg1	Seg2	Seg3	Seg4	Lap Time	km/h	Local Time	
1			19.810	20.064	30.022	1'42.089	201,5	12:02'15.934
2	27.537	19.596	20.161	29.564	1'36.858	247,7	12:03'52.792	
3	27.521	19.760	19.776	29.271	1'36.328	243,2	12:05'29.120	
4	27.455	<b>19.416</b>	19.764	29.490	1'36.125	245,5	12:07'05.245	
5	27.587	19.682	19.782	29.545	1'36.596	246,6	12:08'41.841	
6	27.508	19.737	19.627	29.389	1'36.261	246,6	12:10'18.102	
7	27.510	19.747	19.809	29.488	1'36.554	247,1	12:11'54.656	
8	28.020	19.641	19.875	29.596	1'37.132	243,8	12:13'31.788	
9	27.306	19.708	19.668	<b>29.157</b>	<b>1'35.839</b>	<b>248,8</b>	12:15'07.627	
10	27.402	19.737	20.023	29.748	1'36.910	<b>248,8</b>	12:16'44.537	
11	<b>27.304</b>	19.663	19.731	29.399	1'36.097	244,9	12:18'20.634	
12	27.375	19.603	<b>19.532</b>	29.700	1'36.210	247,7	12:19'56.844	

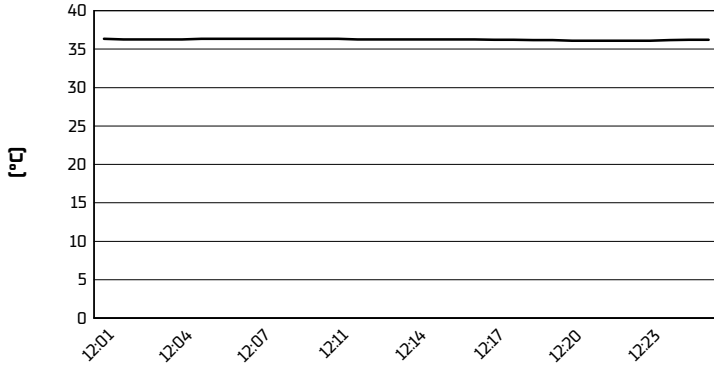
Last Passing Point FL1 at 12:20'12.089

**Pirelli Indonesian Round, 11-13 November 2022**

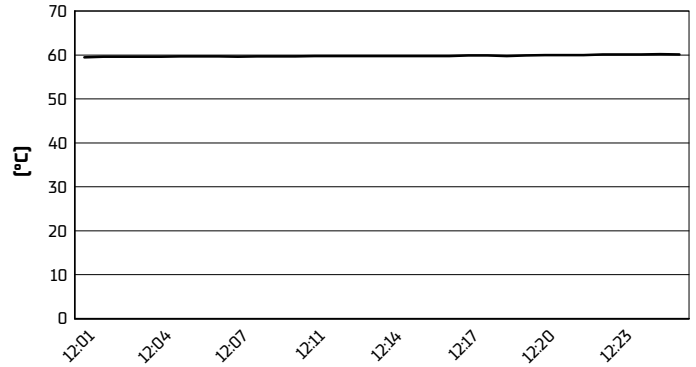
**Weather Report Race 2**

Session started 12:01 - Session ended 12:26

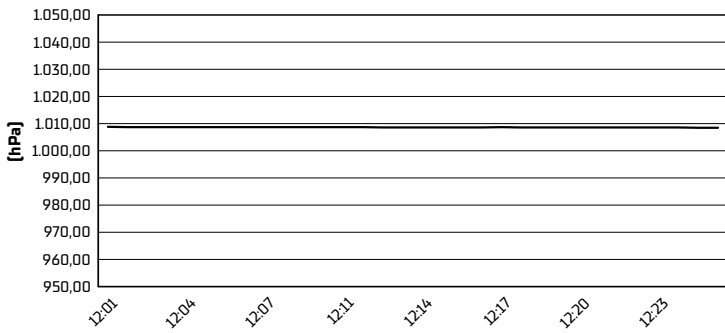
**Air Temperature**



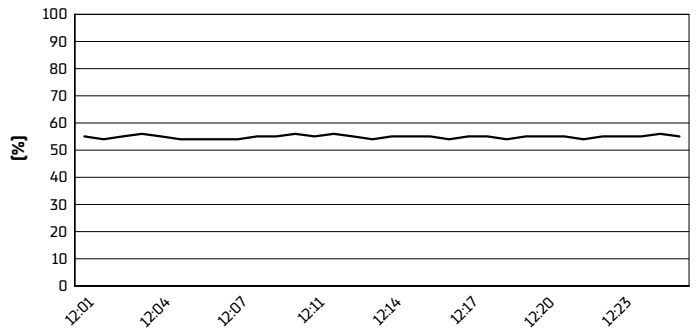
**Track Temperature**



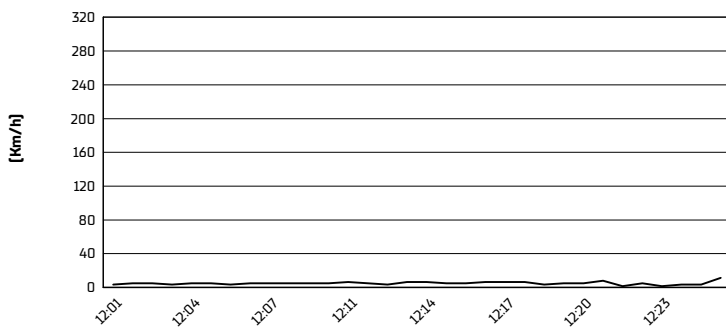
**Air Pressure**



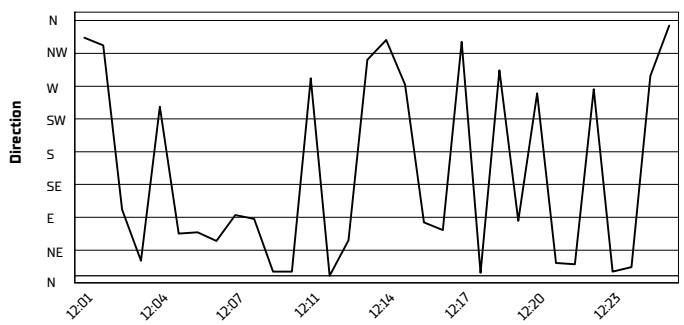
**Humidity**



**Wind Speed**



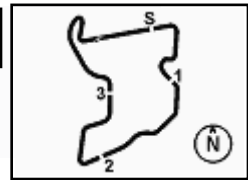
**Wind Direction**



13/11/2022

These data/results cannot be reproduced, stored and/or transmitted in whole or in part by any manner of electronic, mechanical, photocopying, recording, broadcasting or otherwise now known or herein after developed without the previous express consent by the copyright owner, except for reproduction in daily press and regular printed publications on sale to the public within 60 days of the event related to those data/results and always provided that copyright symbol appears together as follows below.

© DORNA WSBK ORGANIZATION Srl 2022



**Pirelli Indonesian Round, 11–13 November 2022**  
**Manufacturers Standings**

Pertamina Mandalika Circuit 4.300 m

	Points	Points From First	Points From Previous	April 10		April 24		May 22		June 12		July 17		July 31		September 11		September 25		October 9		October 23		November 13		November 20		
				ARAGON	ARAGON	ASSEN	ASSEN	ESTORIL	ESTORIL	MISANO	MISANO	DONINGTON	DONINGTON	MOST	MOST	MAGNY-COURS	MAGNY-COURS	BARCELONA	BARCELONA	PORTIMAO	PORTIMAO	VILLICUM	VILLICUM	MANDALIKA	MANDALIKA	PHILLIP ISLAND	PHILLIP ISLAND	
1	<b>YAMAHA</b>	<b>533</b>		25	25	25	25	25	25	25	25	25	25	25	25	25	25	20	25	25	25	13	25					
				1	1	1	1	1	1	1	1	1	1	1	1	1	1	1	1	1	1	1	1					
2	<b>DUCATI</b>	<b>328</b>	205	11	16	16	13	16	10	16	16	16	16	7	20	7	16	13	10	16	20	20	20	20	13			
				3	2	2	2	2	2	2	2	2	2	2	2	2	2	2	2	2	2	2	2	2	2			
3	<b>KAWASAKI</b>	<b>275</b>	258	53	16	9	5	16	13	13	13	11	13	9	8	13	13	10	16	20	7	16	13	9	16	16		
					2	3	4	3	3	3	3	3	3	3	3	3	3	3	3	3	3	3	3	3	3	3		
4	<b>TRIUMPH</b>	<b>230</b>	303	45	9	8	9	11		4	11	13	10	11	20	16	1	9	16	25	8	9	11	9	20			
					5	5	5	5	5	5	4	4	4	4	4	4	4	4	4	4	4	4	4	4	4	4		
5	<b>MV AGUSTA</b>	<b>196</b>	337	34	10	11	10	9	2	8	8	4	5	10	11	10	5	11	11	11	11	11	13	25				
					4	4	3	4	4	4	5	5	5	5	5	5	5	5	5	5	5	5	5	5	5	5		

13/11/2022 First Line: Championship Standings - Second Line: Ranking Progression  
 These data/results cannot be reproduced, stored and/or transmitted in whole or in part by any manner of electronic, mechanical, photocopying, recording, broadcasting or otherwise now known or herein after developed without the previous express consent by the copyright owner, except for reproduction in daily press and regular printed publications on sale to the public within 60 days of the event related to those data/results and always provided that copyright symbol appears together as follows below.  
 © DORNA WSBK ORGANIZATION Srl 2022

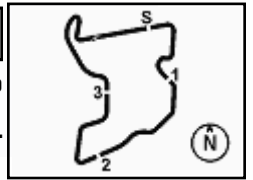












**Pirelli Indonesian Round, 11-13 November 2022**  
**Race Winners**

Pertamina Mandalika Circuit 4.300 m

	2019	2020	2021	2022
<b>01 Aragon</b>	Krummenacher R. [SUI] YAM	RC1: Locatelli A. [ITA] YAM RC2: Locatelli A. [ITA] YAM	RC1: Odendaal S. [RSA] YAM RC2: Odendaal S. [RSA] YAM	RC1: Baldassarri L. [ITA] YAM RC2: Aegerter D. [SUI] YAM
<b>02 Assen</b>	Caricasulo F. [ITA] YAM		RC1: Aegerter D. [SUI] YAM RC2: Aegerter D. [SUI] YAM	RC1: Aegerter D. [SUI] YAM RC2: Aegerter D. [SUI] YAM
<b>03 Estoril</b>		RC1: Locatelli A. [ITA] YAM RC2: Mahias L. [FRA] KAW	RC1: Odendaal S. [RSA] YAM RC2: Aegerter D. [SUI] YAM	RC1: Aegerter D. [SUI] YAM RC2: Aegerter D. [SUI] YAM
<b>04 Misano</b>	Krummenacher R. [SUI] YAM		RC1: Aegerter D. [SUI] YAM RC2: Aegerter D. [SUI] YAM	RC1: Aegerter D. [SUI] YAM RC2: Aegerter D. [SUI] YAM
<b>05 Donington</b>	Cluzel J. [FRA] YAM			RC1: Aegerter D. [SUI] YAM RC2: Aegerter D. [SUI] YAM
<b>06 Most</b>			RC1: Odendaal S. [RSA] YAM RC2: Aegerter D. [SUI] YAM	RC1: Baldassarri L. [ITA] YAM RC2: Baldassarri L. [ITA] YAM
<b>07 Magny-Cours</b>	Mahias L. [FRA] KAW	RC1: Locatelli A. [ITA] YAM RC2: Mahias L. [FRA] KAW	RC1: Aegerter D. [SUI] YAM RC2: Gonzalez M. [ESP] YAM	RC1: Baldassarri L. [ITA] YAM RC2: Aegerter D. [SUI] YAM
<b>08 Barcelona</b>		RC1: Verdoia A. [FRA] YAM RC2: Locatelli A. [ITA] YAM	RC1: Krummenacher R. [SUI] YAM RC2: Gonzalez M. [ESP] YAM	RC1: Aegerter D. [SUI] YAM RC2: Aegerter D. [SUI] YAM
<b>09 Portimao</b>	Caricasulo F. [ITA] YAM	RC1: Locatelli A. [ITA] YAM RC2: Locatelli A. [ITA] YAM	RC1: Cluzel J. [FRA] YAM RC2: Odendaal S. [RSA] YAM	RC1: Manzi S. [ITA] TRI RC2: Aegerter D. [SUI] YAM
<b>10 Villucium</b>	Cluzel J. [FRA] YAM		RC1: Cluzel J. [FRA] YAM RC2: Cluzel J. [FRA] YAM	RC1: Aegerter D. [SUI] YAM RC2: Aegerter D. [SUI] YAM
<b>11 Mandalika</b>			RC1: De Rosa R. [ITA] KAW RC2: Cluzel J. [FRA] YAM	RC1: Tuuli N. [FIN] MVA RC2: Aegerter D. [SUI] YAM
<b>12 Phillip Island</b>	Krummenacher R. [SUI] YAM	Locatelli A. [ITA] YAM		

**2022**

- 16 D. Aegerter**
- 4 L. Baldassarri**
- 1 S. Manzi**
- 1 N. Tuuli**

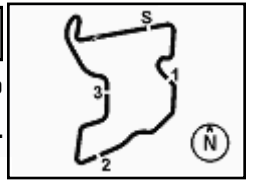
**ALL TIMES**

- |                          |                          |                      |                          |
|--------------------------|--------------------------|----------------------|--------------------------|
| <b>43</b> K. Sofuoglu    | <b>6</b> C. Davies       | <b>3</b> L. Scassa   | <b>1</b> G. Nannelli     |
| <b>26</b> D. Aegerter    | <b>6</b> K. Fujiwara     | <b>3</b> K. Smith    | <b>1</b> M. Pirro        |
| <b>24</b> J. Cluzel      | <b>6</b> B. Parkes       | <b>2</b> J. Brookes  | <b>1</b> G. Rea          |
| <b>16</b> F. Foret       | <b>6</b> J. Teuchert     | <b>2</b> S. Cortese  | <b>1</b> P. Riba         |
| <b>12</b> S. Charpentier | <b>6</b> M. van der Mark | <b>2</b> M. Gonzalez | <b>1</b> M. Roccoli      |
| <b>12</b> E. Laverty     | <b>5</b> C. Crutchlow    | <b>2</b> P. Jacobsen | <b>1</b> R. Rolfo        |
| <b>12</b> A. Locatelli   | <b>5</b> S. Odendaal     | <b>2</b> N. Tuuli    | <b>1</b> Y. Tiberio      |
| <b>11</b> K. Muggeridge  | <b>4</b> L. Baldassarri  | <b>2</b> A. West     | <b>1</b> J. Vd Goorbergh |
| <b>9</b> L. Mahias       | <b>4</b> K. Curtain      | <b>2</b> R. Xaus     | <b>1</b> A. Verdoia      |
| <b>8</b> S. Lowes        | <b>4</b> C. Vermeulen    | <b>1</b> A. Badovini | <b>1</b> R. Wilairot     |
| <b>7</b> R. Krummenacher | <b>4</b> J. Whitham      | <b>1</b> P. Bontempi | <b>1</b> L. Zanetti      |
| <b>7</b> A. Pitt         | <b>3</b> C. Kellner      | <b>1</b> R. De Rosa  | <b>1</b> W. Zeelenberg   |
| <b>6</b> F. Caricasulo   | <b>3</b> J. Lascorz      | <b>1</b> L. Lanzi    |                          |
| <b>6</b> P. Casoli       | <b>3</b> I. MacPherson   | <b>1</b> S. Manzi    |                          |
| <b>6</b> S. Chambon      | <b>3</b> J. Rea          | <b>1</b> S. Morais   |                          |

13/11/2022

These data/results cannot be reproduced, stored and/or transmitted in whole or in part by any manner of electronic, mechanical, photocopying, recording, broadcasting or otherwise now known or herein after developed without the previous express consent by the copyright owner, except for reproduction in daily press and regular printed publications on sale to the public within 60 days of the event related to those data/results and always provided that copyright symbol appears together as follows below.

© DORNA WSBK ORGANIZATION Srl 2022

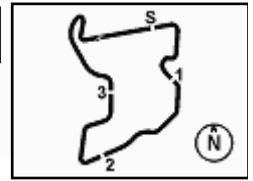


**Pirelli Indonesian Round, 11-13 November 2022  
Best Laps & Speeds**

Pertamina Mandalika Circuit 4.300 m

No.	Rider Bike	Nat	Best Lap		FP1		FP2		SP		RC1		WUP		RC2	
			LL	SPD	LL	SPD	LL	SPD	LL	SPD	LL	SPD	LL	SPD	LL	SPD
1	<b>77 D. AEGERTER</b> Yamaha YZF R6	SUI	<b>1'35.765</b> 78 251,7		1'44.247 12 242,7		1'38.912 18 244,3		1'36.124 8 247,7		1'36.929 19 <b>251,7</b>		1'36.275 8 247,7		<b>1'35.765</b> 13 250,0	
2	<b>62 S. MANZI</b> Triumph Street Triple RS	ITA	<b>1'35.822</b> 84 254,1		1'42.090 17 244,3		1'38.568 21 246,0		1'36.873 6 248,8		1'36.777 19 253,5		1'36.111 8 247,7		<b>1'35.822</b> 13 <b>254,1</b>	
3	<b>66 N. TUULI</b> MV Agusta F3 800 RR	FIN	<b>1'35.839</b> 76 248,8		1'44.241 14 245,4		1'38.345 16 246,5		1'35.947 8 248,2		1'36.314 19 246,5		1'37.196 7 246,0		<b>1'35.839</b> 12 <b>248,8</b>	
4	<b>61 C. ONCU</b> Kawasaki ZX-6R	TUR	<b>1'35.885</b> 89 252,9		1'42.962 20 243,7		1'39.321 22 245,4		1'36.000 7 247,7		1'36.303 19 <b>252,9</b>		<b>1'35.885</b> 8 246,5		1'36.164 13 249,4	
5	<b>94 A. VERDOIA</b> Yamaha YZF R6	FRA	<b>1'36.163</b> 79 250,0		1'45.545 11 242,1		1'39.362 20 247,7		1'37.335 9 246,5		1'37.634 19 249,4		<b>1'36.163</b> 8 245,4		1'36.924 12 <b>250,0</b>	
6	<b>11 N. BULEGA</b> Ducati Panigale V2	ITA	<b>1'36.183</b> 88 251,1		1'43.871 19 245,4		1'38.004 19 246,0		<b>1'36.183</b> 9 <b>251,1</b>		1'36.960 19 250,5		1'36.853 9 247,1		1'36.469 13 250,5	
7	<b>64 F. CARICASULO</b> Ducati Panigale V2	ITA	<b>1'36.231</b> 73 254,7		1'42.347 14 244,9		1'38.249 11 247,7		<b>1'36.231</b> 8 251,1		1'36.465 19 252,3		1'37.188 8 248,8		1'36.377 13 <b>254,7</b>	
8	<b>55 Y. MONTELLA</b> Kawasaki ZX-6R	ITA	<b>1'36.263</b> 83 250,0		1'42.658 20 243,7		1'38.295 15 246,5		<b>1'36.263</b> 8 248,2		1'36.805 19 <b>250,0</b>		1'36.634 8 249,4		1'36.578 13 <b>250,0</b>	
9	<b>3 R. DE ROSA</b> Ducati Panigale V2	ITA	<b>1'36.401</b> 68 251,1		1'43.685 12 243,7		1'38.227 13 248,2		1'36.446 8 247,7		1'37.297 19 248,8		1'36.746 3 248,2		<b>1'36.401</b> 13 <b>251,1</b>	
10	<b>38 H. SOOMER</b> Triumph Street Triple RS	EST	<b>1'36.496</b> 68 250,5		1'43.304 19 245,4		1'40.174 18 246,5		1'36.650 9 249,4				<b>1'36.496</b> 9 246,5		1'36.566 13 <b>250,5</b>	
11	<b>7 L. BALDASSARRI</b> Yamaha YZF R6	ITA	<b>1'36.534</b> 70 251,7		1'44.092 16 242,7		1'38.839 20 247,7		<b>1'36.534</b> 10 248,2		1'37.855 2 250,5		1'36.741 9 247,1		<b>1'36.534</b> 13 <b>251,7</b>	
12	<b>16 J. CLUZEL</b> Yamaha YZF R6	FRA	<b>1'36.575</b> 76 250,5		1'43.236 10 244,3		1'39.707 18 243,7		<b>1'36.575</b> 8 246,0		1'37.373 19 <b>250,5</b>		1'36.699 8 247,7		1'36.727 13 250,0	
13	<b>69 T. BOOTH-AMOS</b> Kawasaki ZX-6R	GBR	<b>1'36.730</b> 80 247,1		1'45.060 17 241,0		1'40.208 15 242,1		<b>1'36.730</b> 8 245,4		1'37.273 19 246,0		1'37.023 8 243,2		1'36.779 13 <b>247,1</b>	
14	<b>56 P. SEBESTYEN</b> Yamaha YZF R6	HUN	<b>1'36.745</b> 83 252,3		1'43.221 18 244,9		1'39.801 20 247,1		1'37.417 8 247,7		1'37.884 19 251,1		<b>1'36.745</b> 9 247,1		1'37.194 9 <b>252,3</b>	
15	<b>99 A. HUERTAS</b> Kawasaki ZX-6R	ESP	<b>1'37.057</b> 69 250,5		1'43.235 14 241,0		1'40.014 10 242,7		<b>1'37.057</b> 8 249,4		1'37.494 19 249,4		1'37.618 6 244,9		1'37.155 12 <b>250,5</b>	
16	<b>32 D. BAYLISS</b> Ducati Panigale V2	AUS	<b>1'37.139</b> 79 248,8		1'45.055 20 245,4		1'40.607 20 246,5		1'37.764 8 246,5		1'37.878 19 245,4				<b>1'37.139</b> 12 <b>248,8</b>	
17	<b>28 G. VAN STRAALLEN</b> Yamaha YZF R6	NED	<b>1'37.174</b> 62 246,5		1'44.720 18 <b>246,5</b>		1'38.702 17 246,0		<b>1'37.174</b> 7 246,0				1'38.076 8 242,7		1'37.730 12 <b>246,5</b>	
18	<b>91 L. BERNARDI</b> Ducati Panigale V2	SMR	<b>1'37.279</b> 74 247,1		1'46.000 15 240,0		1'40.889 16 245,4		1'38.313 8 245,4		1'38.443 15 246,5		<b>1'37.279</b> 8 <b>247,1</b>		1'38.015 12 244,9	
19	<b>9 S. JESPERSEN</b> Yamaha YZF R6	DEN	<b>1'37.305</b> 60 249,4		1'42.307 19 243,2		1'39.488 19 247,1		<b>1'37.305</b> 8 247,7				1'38.195 2 247,1		1'37.422 12 <b>249,4</b>	
20	<b>25 M. BRENNER</b> Yamaha YZF R6	SUI	<b>1'37.600</b> 75 244,9		1'44.451 18 240,5		1'41.318 18 240,5				1'39.150 19 <b>244,9</b>		<b>1'37.600</b> 8 243,2		1'38.087 12 243,7	
21	<b>24 L. TACCINI</b> Yamaha YZF R6	ITA	<b>1'37.921</b> 78 248,8		1'45.837 12 243,2		1'42.589 19 245,4		1'38.062 8 248,2		1'39.064 19 247,7		1'38.389 8 246,5		<b>1'37.921</b> 12 <b>248,8</b>	
22	<b>10 U. ORRADRE</b> Yamaha YZF R6	ESP	<b>1'38.177</b> 79 247,1		1'44.041 15 244,3		1'40.156 19 246,0		<b>1'38.177</b> 8 246,5		1'39.365 19 <b>247,1</b>		1'38.335 6 245,4		1'39.027 12 <b>247,1</b>	
23	<b>50 D. VOSTATEK</b> Yamaha YZF R6	CZE	<b>1'38.992</b> 80 246,5		1'44.741 17 241,6		1'41.937 18 243,2		<b>1'38.992</b> 8 242,7		1'39.239 19 <b>246,5</b>		1'39.245 6 240,0		1'39.935 12 242,7	

13/11/2022  
These data/results cannot be reproduced, stored and/or transmitted in whole or in part by any manner of electronic, mechanical, photocopying, recording, broadcasting or otherwise now known or herein after developed without the previous express consent by the copyright owner, except for reproduction in daily press and regular printed publications on sale to the public within 60 days of the event related to those data/results and always provided that copyright symbol appears together as follows below.  
© DORNA WSBK ORGANIZATION Srl 2022



**Pirelli Indonesian Round, 11-13 November 2022**  
**Pirelli Best Lap Award**

Pertamina Mandalika Circuit 4.300 m

	Points	Points From First	Points From Previous	April 10 <b>ARAGON</b>	April 24 <b>ASSEN</b>	May 22 <b>ESTORIL</b>	June 12 <b>MISANO</b>	July 17 <b>DONINGTON</b>	July 31 <b>MOST</b>	September 11 <b>MAGNY-COURS</b>	September 25 <b>BARCELONA</b>	October 9 <b>PORTIMAO</b>	October 23 <b>VILLICUM</b>	November 13 <b>MANDALIKA</b>	November 20 <b>PHILLIP ISLAND</b>			
1 <b>AEGERTER</b> Dominique (SUI)	<b>12</b>			1 1	1 1	1 1		1		1	1 1		1	1				
2 <b>BALDASSARRI</b> Lorenzo (ITA)	<b>4</b>	8					1 1	1		1		1						
3 <b>DE ROSA</b> Raffaele (ITA)	<b>2</b>	10	2									1	1					
4 <b>BULEGA</b> Nicolo (ITA)	<b>2</b>	10	0				1 1											
5 <b>ONCU</b> Can (TUR)	<b>1</b>	11	1											1				
6 <b>MANZI</b> Stefano (ITA)	<b>1</b>	11	0						1									

13/11/2022

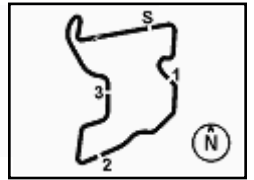
First Line: Championship Standings - Second Line: Ranking Progression

These data/results cannot be reproduced, stored and/or transmitted in whole or in part by any manner of electronic, mechanical, photocopying, recording, broadcasting or otherwise now known or herein after developed without the previous express consent by the copyright owner, except for reproduction in daily press and regular printed publications on sale to the public within 60 days of the event related to those data/results and always provided that copyright symbol appears together as follows below.

© DORNA WSBK ORGANIZATION Srl 2022

FICR PERUGIA TIMING





**Pirelli Indonesian Round, 11-13 November 2022**  
**Rider's Performance**

Pertamina Mandalika Circuit 4.300 m

Rider	Points	Points From First	Points From Previous	April 10		April 24		May 22		June 12		July 17		July 31		September 11		September 25		October 9		October 23		November 13		November 20												
				G	1 2	G	1 2	G	1 2	G	1 2	G	1 2	G	1 2	G	1 2	G	1 2	G	1 2	G	1 2	G	1 2	G	1 2	G	1 2									
1 AEGERTER	462			2	2	1	1	1	1	1	1	1	1	1	1	1	1	1	1	1	1	1	1	1	3	4	1											
2 BALDASSARRI	359	103		1	1	2	6	Rt	2	4	2	3	3	2	2	7	2	2	1	1	1	2	1	5	4	2	4	7	2	7	4	9	3	8	Rt	9		
3 ONCU	248	214	111	3	3	Rt	2	Rt	3	8	4	5	7	4	5	12	21	4	7	4	6	2	3	2	14	9	3	14	4	7	2	3	3					
4 BULEGA	210	252	38	4	5	3	3	3	4	2	3	Rt	2	3	3	2	Rt	3	3	9	2	4	11	3	7	Rt	14	15	10	7	11	8	4	6	6			
5 MANZI	207	255	3	13	7	8	8	Rt	6	10	Rt	Rt	9	5	4	18	6	5	21	2	3	16	16	7	17	Rt	3	4	1	Rt	9	7	5	12	7	2		
6 CARICASULO	191	271	16	7	8	12	4	5	25	7	5	Rt	4	Rt	6	5	Rt	4	2	Rt	6	1	Rt	9	3	4	6	2	3	4	2	3	2	5	2	7		
7 TUULI	152	310	39	10	6	5	12	6	7	9	Rt					17	6	10	11	6	11	10	6	5	5	5	Rt	5	5	4	1	1	Rt					
8 MONTELLA	136	326	16	9	Rt	7	18	12	9	12	6	4	5	6	7	8	4	Rt	7	Rt	Rt	14	5	10	9	13	8	10	13	Rt	16	8	Rt	6	5	5		
9 CLUZEL	127	335	9	8	19	6	10	4	Rt	5	Rt	Rt	8	7	9	6	Rt					10	10	2	16	8	15	3	7	6	6	6	6	9	8	10		
10 DE ROSA	127	335	0	21	16	9	13	9	15	21	22	Rt	14	22	10	11	3	6	9	Rt	20	13	12	14	6	12	Rt	9	6	2	3	2	Rt	7	9	4		
11 VAN STRAALEN	111	351	16	5	4	4	5	2	Rt	3	7	8	12	Rt	19	3	Rt	Rt	6	5	15	6	2	Rt	8	9	Rt	6	12	Rt	8	Rt	11	14	Rt	16		
12 HUERTAS	110	352	1	14	9	11	16	11	Rt	16	8	7	23	10	15	16	18	7	8	8	7	3	8	12	5	7	10	19	Rt	12	Rt	10	13	10	12			
13 SOOMER	94	368	16	12	11	10	14	7	5	14	Rt	12	27	11	12	9	7	Rt	16	19	9	26	15	Rt	22	18	13	8	8	8	11	10	Rt	10	Rt	8		
14 SOFUOGLU	72	390	22	25	12	14	26	15	10	27	23	14	22	21	18	13	15	Rt	13	7	5	18	Rt		13	5	7	12	11	5								
15 VERDOIA	59	403	13	15	15	16	15			6	9		11	13	11	12	8	9	5	Rt	12	9	19	13	19	14	16	16	21	11	15	Rt	9	16	12	13		
16 BAYLISS	53	409	6	26	21	19	19	14	11	17	12	6	10	23	Rt	20	11	13	23	13	Rt	8	9	8	23	15	Rt	22	20	16	17	15	Rt	18	14	14		
17 DEBISE	43	419	10																10	4	8	15	7	4														
18 TACCINI	35	427	8	22	18	Rt	21	10	13	23	14		24	14	Rt	27	13	15	25	16	13	21	14	Rt	26	11	9	15	Rt					19	15	18		
19 SMITH	35	427	0	18	20	20	17	16	8	19	11	2	25	Rt	16	19	14	Rt	24	22	Rt	17	17	24														
20 SEBESTYEN	34	428	1	17	14	Rt	9	22		15	24	13	16	12	14	14	Rt	16	15	14	11	12	13	20	15	Rt	20	17	14	Rt	10	12	12	17	13	22		
21 BRENNER	32	430	2	6	17	Rt	11	Rt	12	18	15	18	6	9	13	10	10	Rt	29	20	14				12	17	11	13	Rt	13	21	Rt	15	16	19			
22 JESPERSEN	31	431	1							28	13	Rt				24	9	10							27	21	16	11	10	12	23	16	12		15	Rt	15	
23 CASADEI	25	437	6										17	8	8	21	12	11																				
24 VINALES	22	440	3										23	20	14	14	10	Rt	22	18	15	25	21	23	11	10	9											
25 BOOTH-AMOS	21	441	1	11	13	15	22	Rt					20	Rt		17	16	17	20	15	17	23	20	17	24	19	24	20	Rt	Rt	18	13	13	11	11	11		
26 HOBELSBERGER	21	441	0	19	10	13	7	8	16				18	Rt	22				27	12	Rt	29	25	21	14	20	17	18	26	18	22	17	16					
27 VOSTATEK	20	442	1	24	24	22	24	Rt	18	13	10	10	26	19	24	22	17	18	11	11	16	19	22	22	20	24	18	28	18	15	20	16	14	22	17	21		
28 ODENDAAL	16	446	4																18	3	Rt																	
29 ORRADRE	9	453	7	20	27	17	20	13	14	11	16	Rt	15	Rt	Rt	15	Rt	12	19	18	Rt	20	Rt	19	21	16	Rt					20	18	20				
30 EDWARDS	7	455	2				29	Ex	Rt	20	17	9														21	Rt	Rt										
31 OTTAVIANI	5	457	2							24	21	11	28	17	Rt																							
32 SMITH	2	460	3																																			
33 KOFLER	2	460	0	23	22	Rt	27	20	19	22	Rt	16	13	16	17	29	19	Rt	22	17	Rt	25	24	18	27	29	25	26	23	14								
34 SPINELLI	1	461	1										21	15	21																							

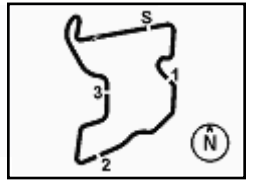
SP = Superpole - 1 = Race 1 - 2 = Race 2

Ns = Did Not Start - Rt = Retired - Ex = Excluded

13/11/2022

These data/results cannot be reproduced, stored and/or transmitted in whole or in part by any manner of electronic, mechanical, photocopying, recording, broadcasting or otherwise now known or herein after developed without the previous express consent by the copyright owner, except for reproduction in daily press and regular printed publications on sale to the public within 60 days of the event related to those data/results and always provided that copyright symbol appears together as follows below.

© DORNA WSBK ORGANIZATION Srl 2022



**Pirelli Indonesian Round, 11-13 November 2022  
Rider's Performance**

	Points	Points From First	Points From Previous	April 10	April 24	May 22	June 12	July 17	July 31	September 11	September 25	October 9	October 23	November 13	November 20			
				ARAGON	ASSEN	ESTORIL	MISANO	DONINGTON	MOST	MAGNY-COURS	BARCELONA	PORTIMAO	VILLICUM	MANDALIKA	PHILLIP ISLAND			
<sup>35</sup> CURRIE	1	461	0	G 1 2	G 1 2	G 1 2	G 1 2	G 1 2	G 1 2	G 1 2	G 1 2	G 1 2	G 1 2	G 1 2	G 1 2	G 1 2	G 1 2	G 1 2
						30 Rt 15	30 Rt 26	26 Rt 19	30 24 19	24 Rt 23	28 26 Rt	27 22 19						

SP = Superpole - 1 = Race 1 - 2 = Race 2

Ns = Did Not Start - Rt = Retired - Ex = Excluded

13/11/2022

These data/results cannot be reproduced, stored and/or transmitted in whole or in part by any manner of electronic, mechanical, photocopying, recording, broadcasting or otherwise now known or herein after developed without the previous express consent by the copyright owner, except for reproduction in daily press and regular printed publications on sale to the public within 60 days of the event related to those data/results and always provided that copyright symbol appears together as follows below.

© DORNA WSBK ORGANIZATION Srl 2022